

site section a - a 1:100 Existing ground lines denoted in red

site layout 1:200 0m 10m 20m

external works legend

- Topsoil with turf shown thus
- PCC paved private footpath & patio
- Tarmac drive
- Proposed tree comprising Mountain Ash, Native Cherry, Silver Birch - all 2 to 3m in height at 80-100mm girth

Proposed External Materials :

Redland DuoPlain Charcoal Grey smooth concrete interlocking tiles
Black half round UPVC gutters on rise & fall brackets with matching downpipes
Ibstock Hardwicke Welbeck Red Mixture facing brick with matching head & sill detail
PVCu windows and sliding bifold doors
Entrance door in composite steel with obscured glass outer pane

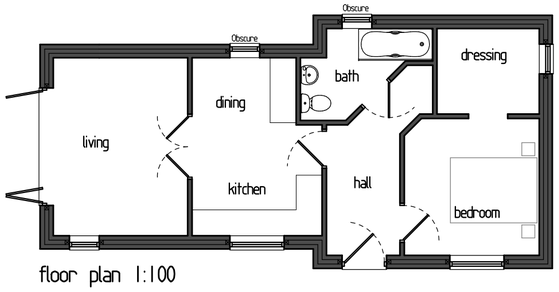

floor plan 1:100

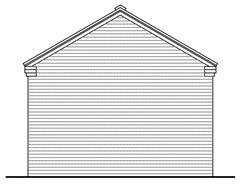

elevation facing moseley street 1:100

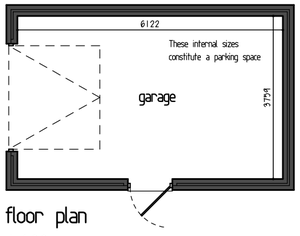

floor plan 1:100

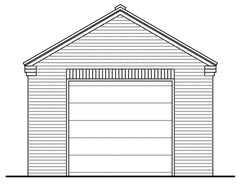

elevation facing new dwelling 1:100

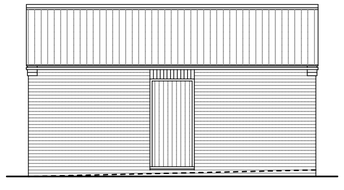

elevation facing ridgedale view 1:100

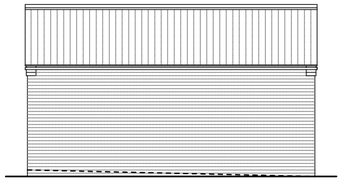

rear elevation 1:100

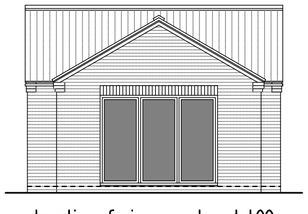

elevation facing garden 1:100



elevation facing ridgedale view 1:100

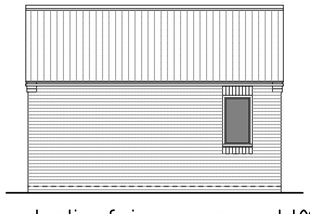

elevation facing new garage 1:100

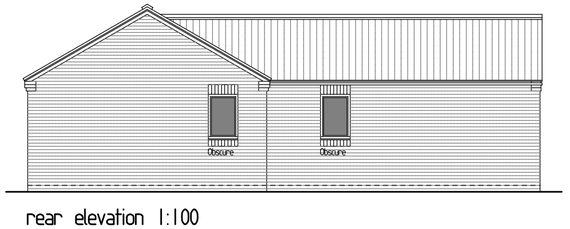

rear elevation 1:100



Ordnance Survey (c) Crown Copyright 2019. All rights reserved. Licence number 100022432

site location plan 1:1250 Area edged in red = 238m2

0m 20m 50m 100m

Ecological Enhancement Measures are as follows :

Vivara Pro Build-in Woodstone Bat tube (built in) bat box to be located at high level on rear elevation gable end of dwelling.
Schwegler 17 Swift Box (built in) bird box to be located on front elevation gable end of dwelling just below verge.

Legend

- Bat Box
- Bird Box

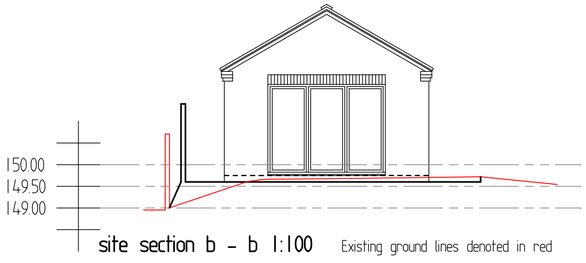

site section b - b 1:100 Existing ground lines denoted in red

	REVISIONS	DATE
A	Minor window changes	18/03/22
B	Changes in response to Planner & Highways comments	29/04/22
C	Site sections added	19/05/22

CLIENT J. MELROSE DEVELOPMENTS LTD
ADDRESS LAND ADJACENT to 2 RIDGEDALE VIEW - RIPLEY
PROJECT PROPOSED DWELLING
DRAWING SCHEME DESIGN
SCALE 1:100 / 1:200 / 1:1250 at A2
DATE MARCH 2022
DWG No. PA/21-022 SK 81 02 C

PILKINGTON ARCHITECTURE
29A STRETTEA LANE
HIGHAM
ALFRETON
DERBYSHIRE
DE55 6EJ
Tel : 01773 843333
jon@pilkington-architecture.co.uk

This drawing is copyright.
Contractors must check all dimensions on site, working only from grid & figure dimensions.
Discrepancies must be reported to the designer before work is done.