

Proposed Side Elevation
Scale 1:100 (East)



Proposed Rear Elevation
Scale 1:100 (North)



Proposed Side Elevation
Scale 1:100 (West)



Proposed Front Elevation
Scale 1:100 (South)

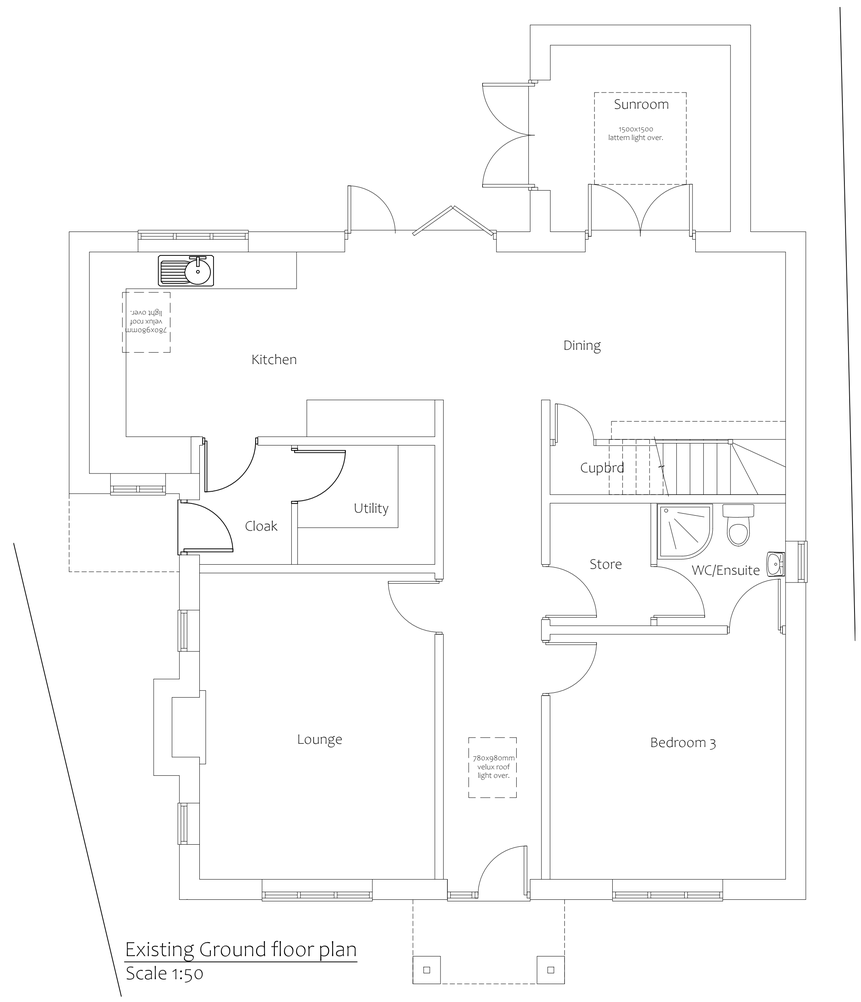


Existing Ground floor plan
Scale 1:50

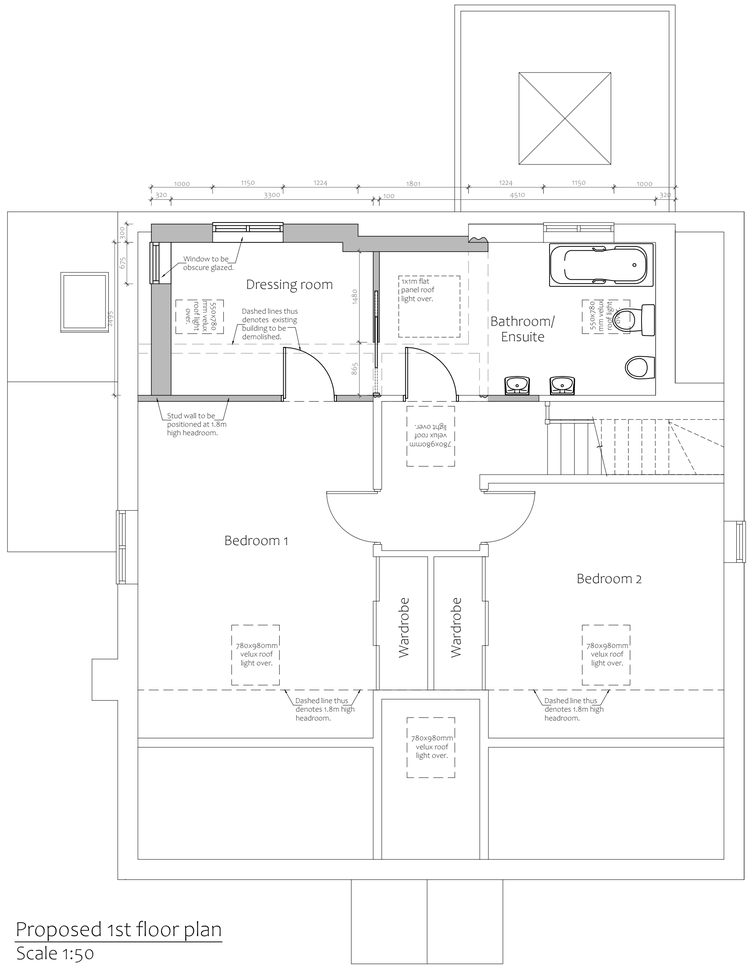


Proposed 1st floor plan
Scale 1:50

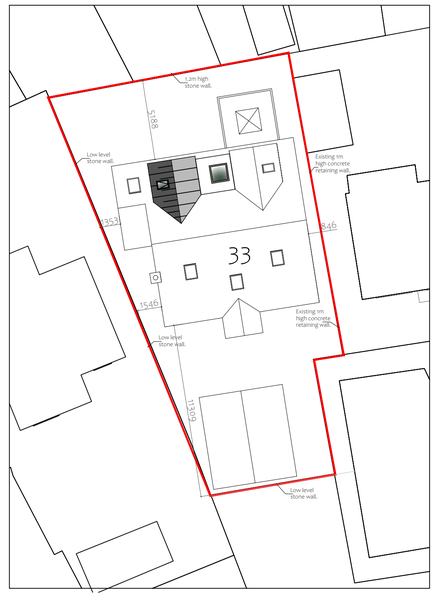


Proposed Site Block Plan
Scale 1:200

DO NOT SCALE:
From this drawing all dimensions are in millimetres unless otherwise stated any discrepancies are to be reported to Lacey & Owen Architectural Services Ltd.

RELEVANT DRAWINGS:
This drawing is to be read in conjunction with all other relevant drawings and details

DRAWING COPYRIGHT:
This drawing and all other relevant drawings is the property of Lacey & Owen Architectural Services Ltd. and should not copied or altered in any way without prior consent

PLANNING ISSUE

| Rev | By | Date | Details |
|---|---|---|---|
| B | MO | 17/05/22 | Center section of dormer stepped back and notes added. |
| A | MO | 22/03/22 | Revised to client comment |

PROPOSED
Dormer window

LOCATION
33 Charnwood Avenue
Belper
Derbyshire
DE56 1EA

CLIENT
Mr T Lancashire

DRAWING TITLE
Details as Proposed

| Drawn by | Date | Dwg.No | Rev |
|---|---|---|---|
| MO | March 2022 | KJ2433A/02 | B |

| Scales | | | | | |
|---|---|---|---|---|---|
| @ A1 | 1:50 | 1:100 | 1:200 | | |

139 Bath Street
Ilkeston
Derbyshire
DE7 8AS

LACEY & OWEN
ARCHITECTURAL SERVICES LTD

T: 0115 944 5138
E: enquiry@laceyandowen.co.uk
www.laceyandowen.co.uk

CIAT REGISTERED PRACTICE

Autocad License number, 610-00037122 © 1997