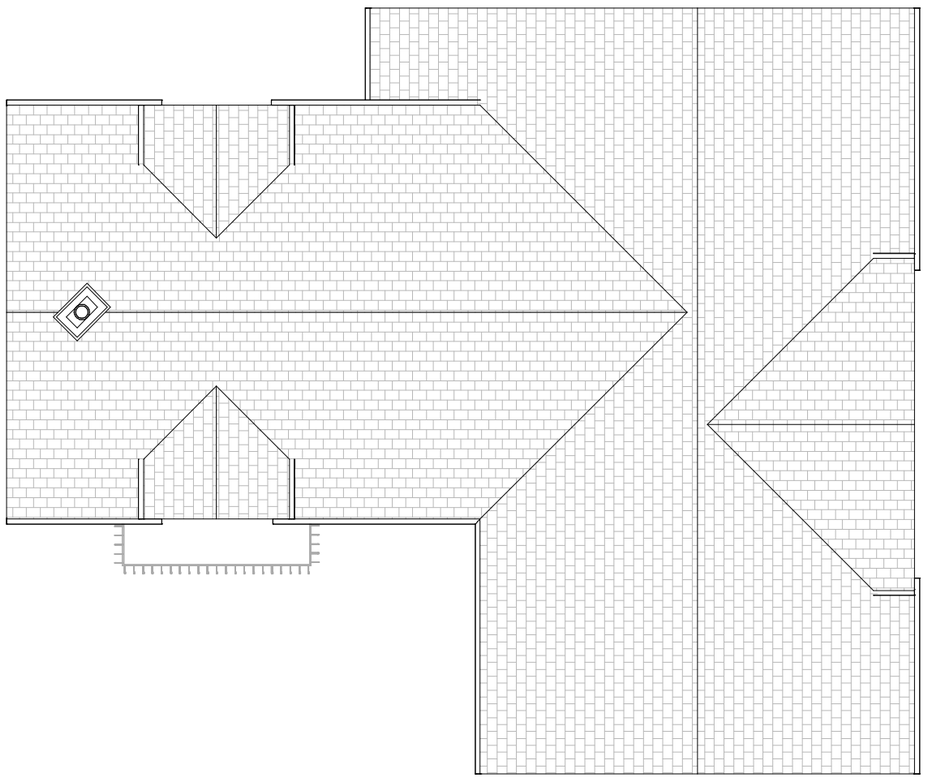

Existing Roof Plan Scale 1 : 100

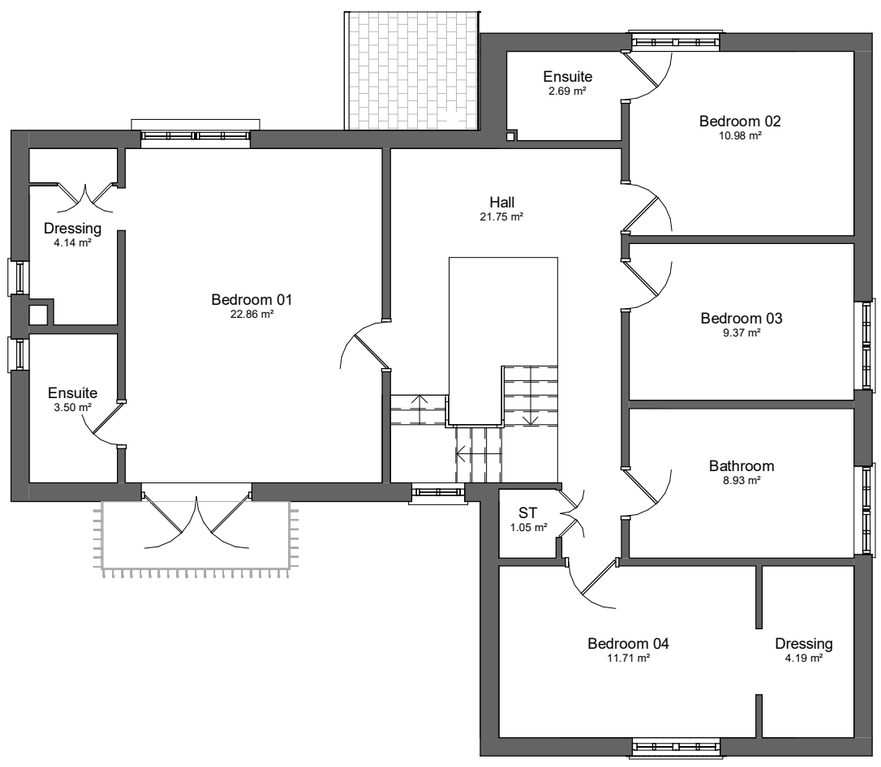

Existing First Floor Plan Scale 1 : 100

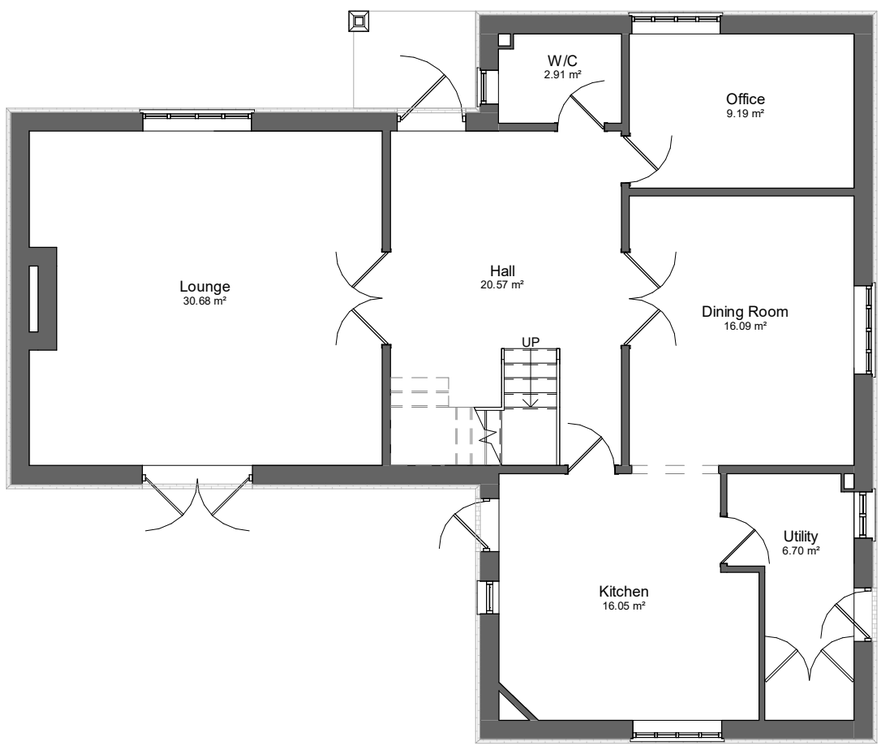

Existing Ground Floor Plan Scale 1 : 100

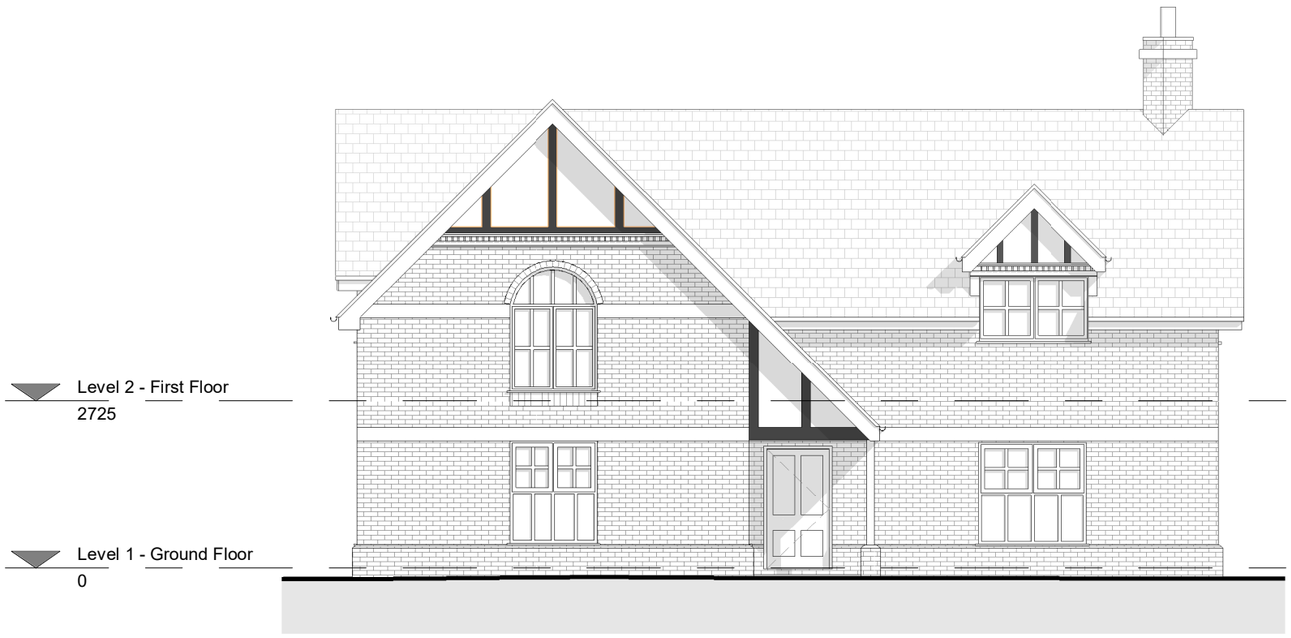

Existing North Elevation Scale 1 : 100



Existing East Elevation Scale 1 : 100



Existing South Elevation Scale 1 : 100



Existing West Elevation Scale 1 : 100

Copyright retained in accordance with the copyright, design, and patents act 1988.

DO NOT SCALE OFF DRAWINGS
Dimensions to be checked on site.
This drawing is to be read in conjunction with all other relevant drawings and specifications for this project.

CDM Regulations 2015

Denotes a significant Hazard or difficult to mange procedure. Please refer to 'Designer' Hazard Register for further information regarding mitigation of hazards.

CDM Requirements, require **all** projects to:

- Have workers with the right skills, knowledge, training and experience.
- Contractors providing appropriate supervision instruction and information.
- A written Construction Phase Plan.

NOTES

1. This information is issued for construction relevant only to the following package of information:
2. SFA X01, X02
3. Check and confirm that the drawing is the most current issue/ revision.
4. Information noted 'in abeyance' or shown in an inverted cloud should not be used for construction.
5. This drawings is to be read in conjunction with the architectural specification.
6. This drawing is to be checked and any discrepancies highlighted to the designers immediately.
7. The drawing is to be read in conjunction with all relevant structural engineer's, Civil engineers and M&E consultants, specifications and reports. All non-architectural elements indicated on this drawing are for the purpose of design coorination only and not for construction.
8. All materials shall be fit for purposes fro which they are intended
9. the contractor shall take into account everything necessary for the proper execution of the works and to the satisfaction of he Local Authority Building Surveyor/ Approved Inspector/ Health and Safety Executive, whether or not indicated on the drawing or in the specification.

Rev	Note	Date

SIMON FOOTE ARCHITECTS

74 Friar Gate
Derby
DE1 1FN

t: 01332 209178
e: studio@sfarchitects.co.uk
w: www.sfarchitects.co.uk

Project 9 Ridgeway on the Hill, Belper, Derbyshire

Drawing Title Existing Floor Plans And Elevations

Scale			
1 : 100		AF	--
Sheet A2		Drawn By	Checked By

Date	Job No.	Drawing No.	Revision
Mar'22	22/734/	E01	