

Front Elevation

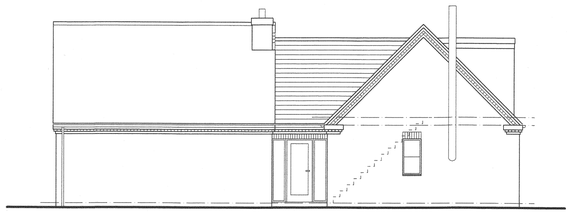

Side Elevation

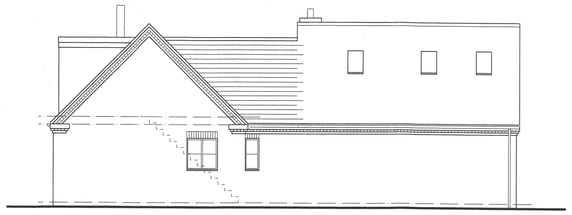

Side Elevation



Rear Elevation

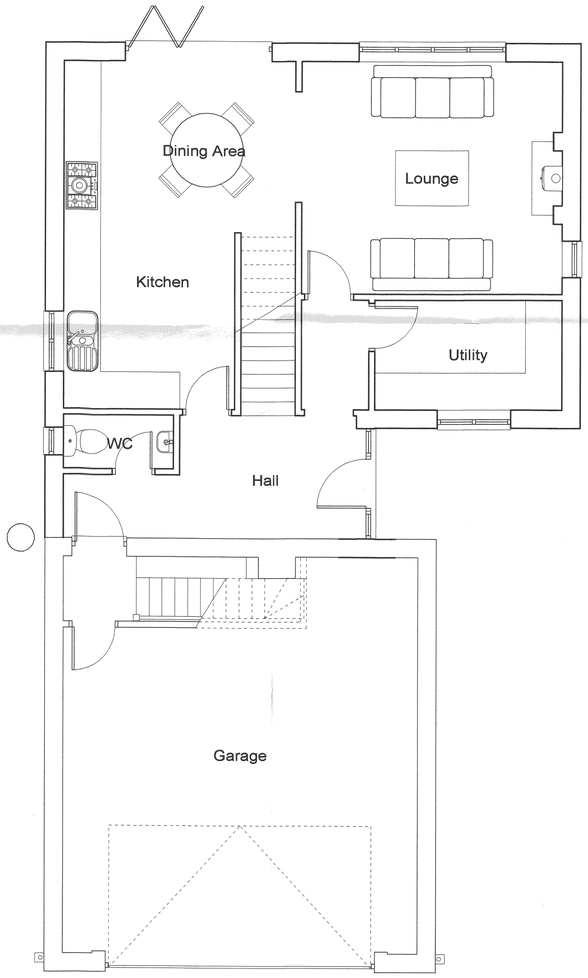


Ground Floor Plan

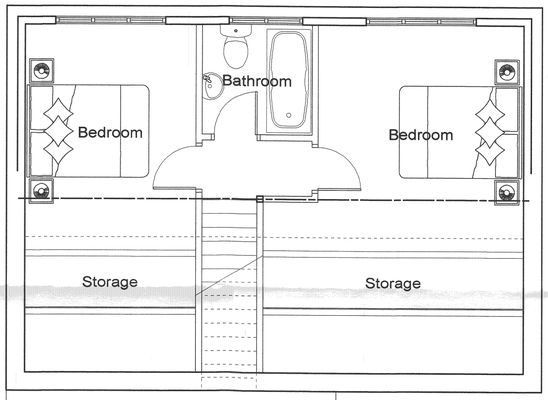


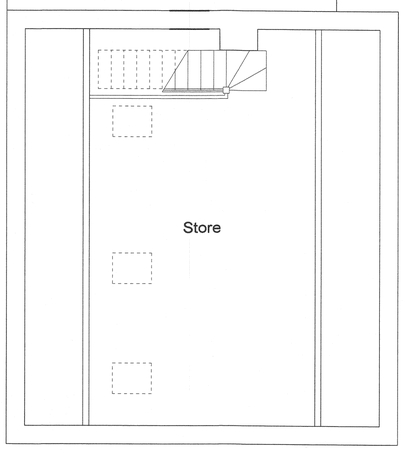


First Floor Plan

NOTES:
All dimensions must be checked on site and not scaled from this drawing, any discrepancies to be reported.

In general, dimensions shown (mm) are between structural elements (brickwork/studding) and exclude for dry-linings, plaster, internal finishes, floor coverings etc unless stated otherwise.

This drawing is to be read in conjunction with all other relevant drawings, documents and calculations.

| | | |
|---|---|---|
| | | |
| | | |
| | | |
| A | - | - |
| | Date | Revisions |

©copyright
Approvals granted by the local authority related only to permission under the Town and Country Planning act and/or the Building Regulations currently in force. The client shall be responsible for ensuring that this drawing does not contravene any other legislation relating to the property i.e. title deeds, covenants, land ownership etc.

The client shall be responsible for discharging their duty under the Party Wall Act 1996.

Any deviation from the approved plans and notes must be approved in writing as an amendment by the Local Authority Planning Officer/Building Inspector.

The position of any site boundaries indicated is approximate and the client shall be responsible for confirming the legal position of all relevant boundaries. The client shall agree all boundary issues with the neighbouring property owner prior to commencement.

The builder/client is responsible for confirming the existing drainage layout prior to commencement and the client should enter into a Building Over Agreement with the Undertaker should one be deemed to be required.

Client
Mr and Mrs Archer

Job Title
Extension to Existing Garage to Form Ancillary Accommodation for Family Member at

The Old Railway
Station Road
Denby
Ripley
Derbyshire
DE5 8ND

Drawing Title
Proposed

Scale
1:50 and 1:100 @ A1

| Date | Drawn by |
|---|---|
| July 2022 | - |

| Drg No. | Rev. |
|---|---|
| 0722/2245 - 2 | - |