

2 West (Front) Elevation

1 : 100



1 South (Side) Elevation

1 : 100



3 North (Side) Elevation

1 : 100



4 West (Rear) Elevation

1 : 100

MHA
MANNING HOLDEN ARCHITECTS

0m 2m 4m 6m 8m 10m

VISUAL SCALE 1:100 @ A3

*All dimensions to be checked on site prior to the contractor starting work. This drawing does not indicate structural design - a Structural Engineer should be appointed to undertake detailed structural design and calculations. This drawing has been prepared solely for the purposes of obtaining planning consent and should not be used for construction purposes. No liability will be accepted should this drawing be used for anything other than a planning drawing.

PROJECT
32 Hindersitch Lane

SHEET
Existing Elevations

CLIENT
Dan and Kate Glendinning

Date	Project number	Scale (@ A3)
07.04.2022	272	1 : 100
Drawn by: AM	DRAWING NUMBER: GE-EX-01	REV
Checked by: DM		

28/04/2022 15:02:06

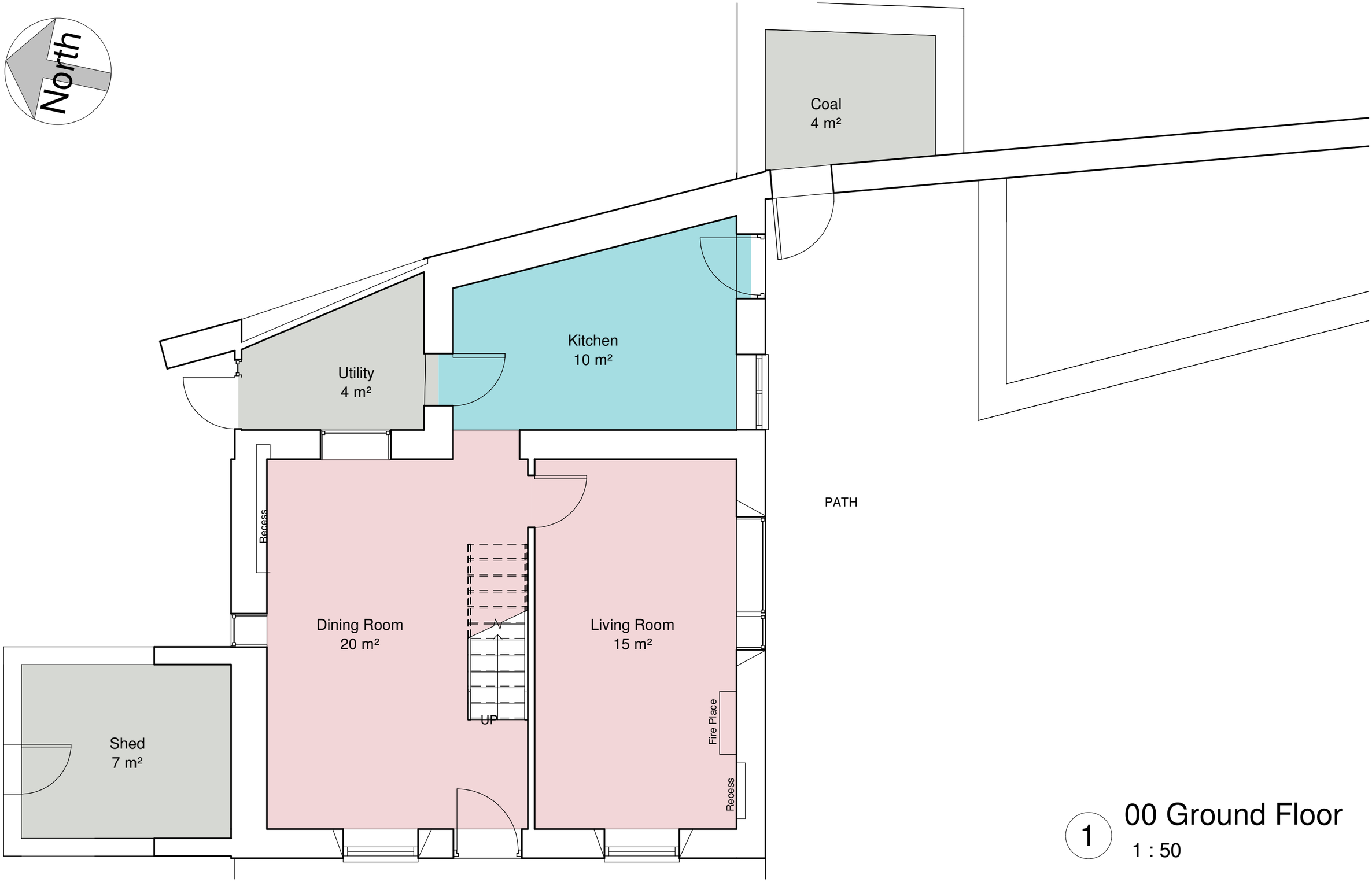

1 00 Ground Floor

1 : 50

MHA
MANNING HOLDEN ARCHITECTS

0m 2m 4m 6m 8m 10m

VISUAL SCALE 1:100 @ A3

*All dimensions to be checked on site prior to the contractor starting work. This drawing does not indicate structural design - a Structural Engineer should be appointed to undertake detailed structural design and calculations. This drawing has been prepared solely for the purposes of obtaining planning consent and should not be used for construction purposes. No liability will be accepted should this drawing be used for anything other than a planning drawing.

PROJECT
32 Hindersitch Lane

SHEET
Existing Ground Floor Plan

CLIENT
Dan and Kate Glendinning

Date	Project number	Scale (@ A3)
07.04.2022	272	1 : 50
Drawn by: AM	DRAWING NUMBER: GP-EX-00	REV
Checked by: DM		

28/04/2022 15:02:06

North

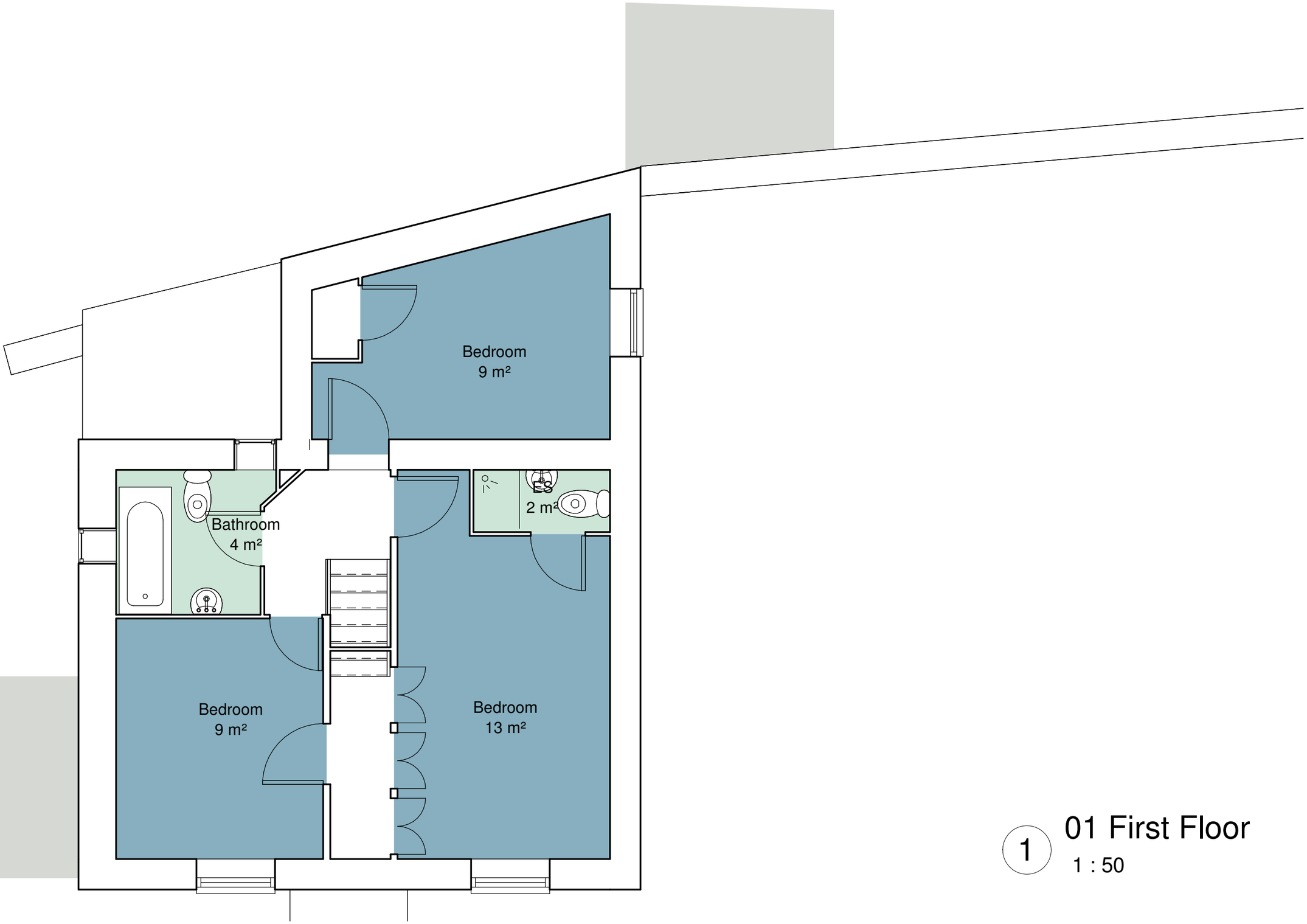

1 01 First Floor
1 : 50

0m 2m 4m 6m 8m 10m

VISUAL SCALE 1:100 @ A3

*All dimensions to be checked on site prior to the contractor starting work. This drawing does not indicate structural design - a Structural Engineer should be appointed to undertake detailed structural design and calculations. This drawing has been prepared solely for the purposes of obtaining planning consent and should not be used for construction purposes. No liability will be accepted should this drawing be used for anything other than a planning drawing.

MHA
MANNING HOLDEN ARCHITECTS

PROJECT
32 Hindersitch Lane

SHEET
Existing First Floor Plan

CLIENT
Dan and Kate Glendinning

Date	Project number	Scale (@ A3)
07.04.2022	272	1 : 50
Drawn by: AM	DRAWING NUMBER: GP-EX-02	REV:
Checked by: DM		

28/04/2022 15:02:07

North

GE-EX-01
4

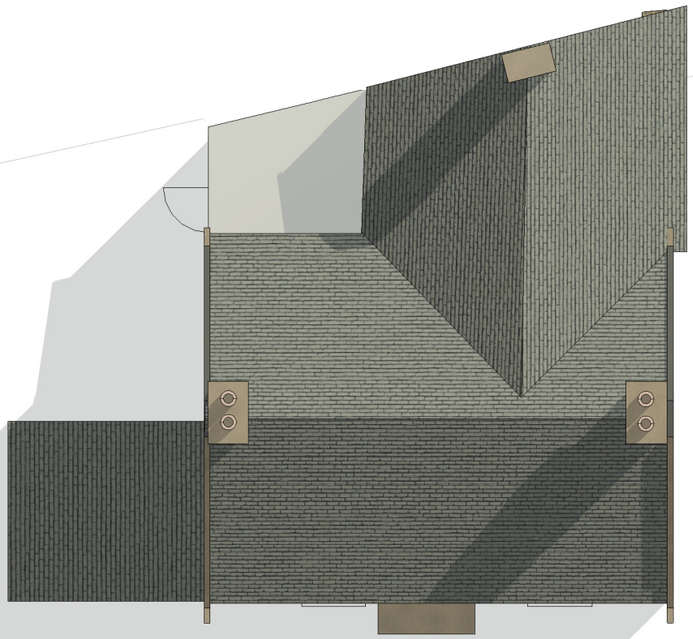

GE-EX-01 3

1 GE-EX-01

1 Roof Plan

1 : 100

2
GE-EX-01

MHA
MANNING HOLDEN ARCHITECTS

0m 2m 4m 6m 8m 10m

VISUAL SCALE 1:100 @ A3

*All dimensions to be checked on site prior to the contractor starting work. This drawing does not indicate structural design - a Structural Engineer should be appointed to undertake detailed structural design and calculations. This drawing has been prepared solely for the purposes of obtaining planning consent and should not be used for construction purposes. No liability will be accepted should this drawing be used for anything other than a planning drawing.

PROJECT
32 Hindersitch Lane

SHEET
Existing Roof Plan

CLIENT
Dan and Kate Glendinning

Date	Project number	Scale (@ A3)
07.04.2022	272	1 : 100
Drawn by: AM	DRAWING NUMBER: GP-EX-03	REV
Checked by: DM		

28/04/2022 15:02:08

North

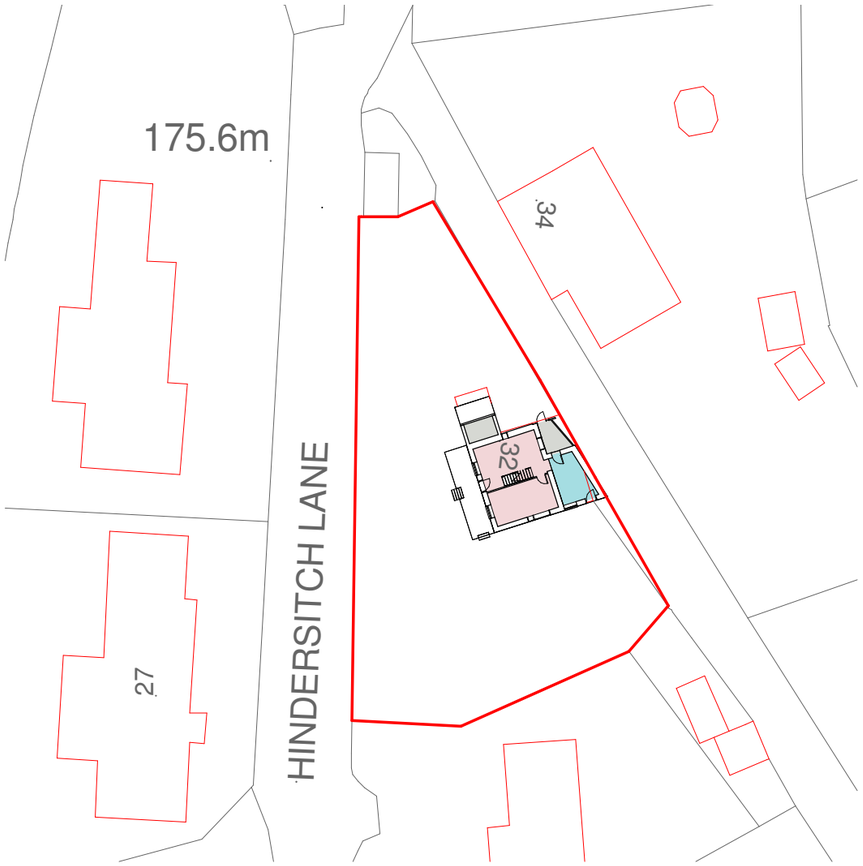

1 Site Block Plan

1 : 500

0m 10m 20m 30m 40m 50m

VISUAL SCALE 1:500 @ A3

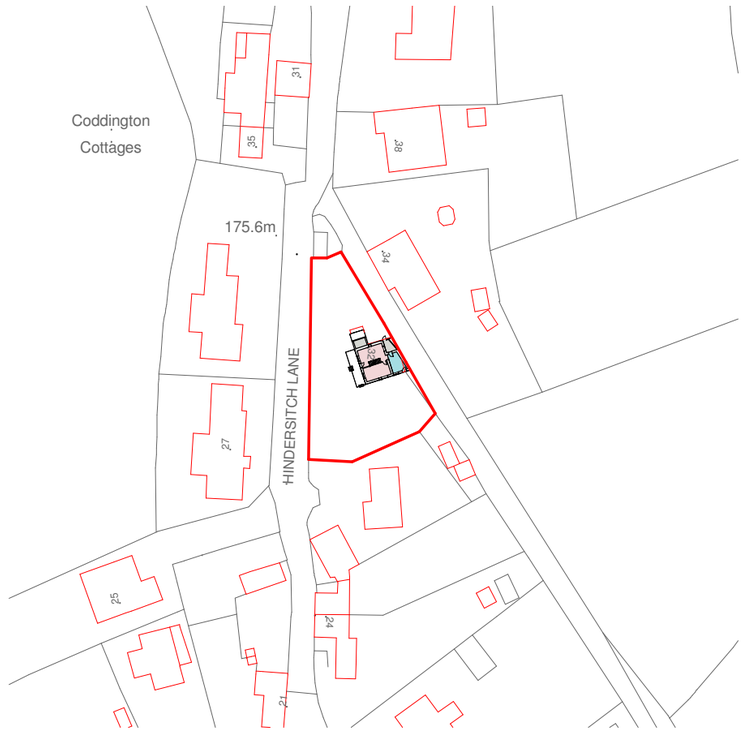

2 Site Location Plan

1 : 1250

0m 25m 50m 75m 100m 125m

VISUAL SCALE 1:1250 @ A3

MHA
MANNING HOLDEN ARCHITECTS

*All dimensions to be checked on site prior to the contractor starting work. This drawing does not indicate structural design - a Structural Engineer should be appointed to undertake detailed structural design and calculations. This drawing has been prepared solely for the purposes of obtaining planning consent and should not be used for construction purposes. No liability will be accepted should this drawing be used for anything other than a planning drawing.

PROJECT
32 Hindersitch Lane

SHEET
Existing Site Plans

CLIENT
Dan and Kate Glendinning

Date	Project number	Scale (@ A3)
07.04.2022	272	As indicated
Drawn by: AM	DRAWING NUMBER: GP-EX-04	REV
Checked by: AM		

28/04/2022 15:02:09

1 3D View 01

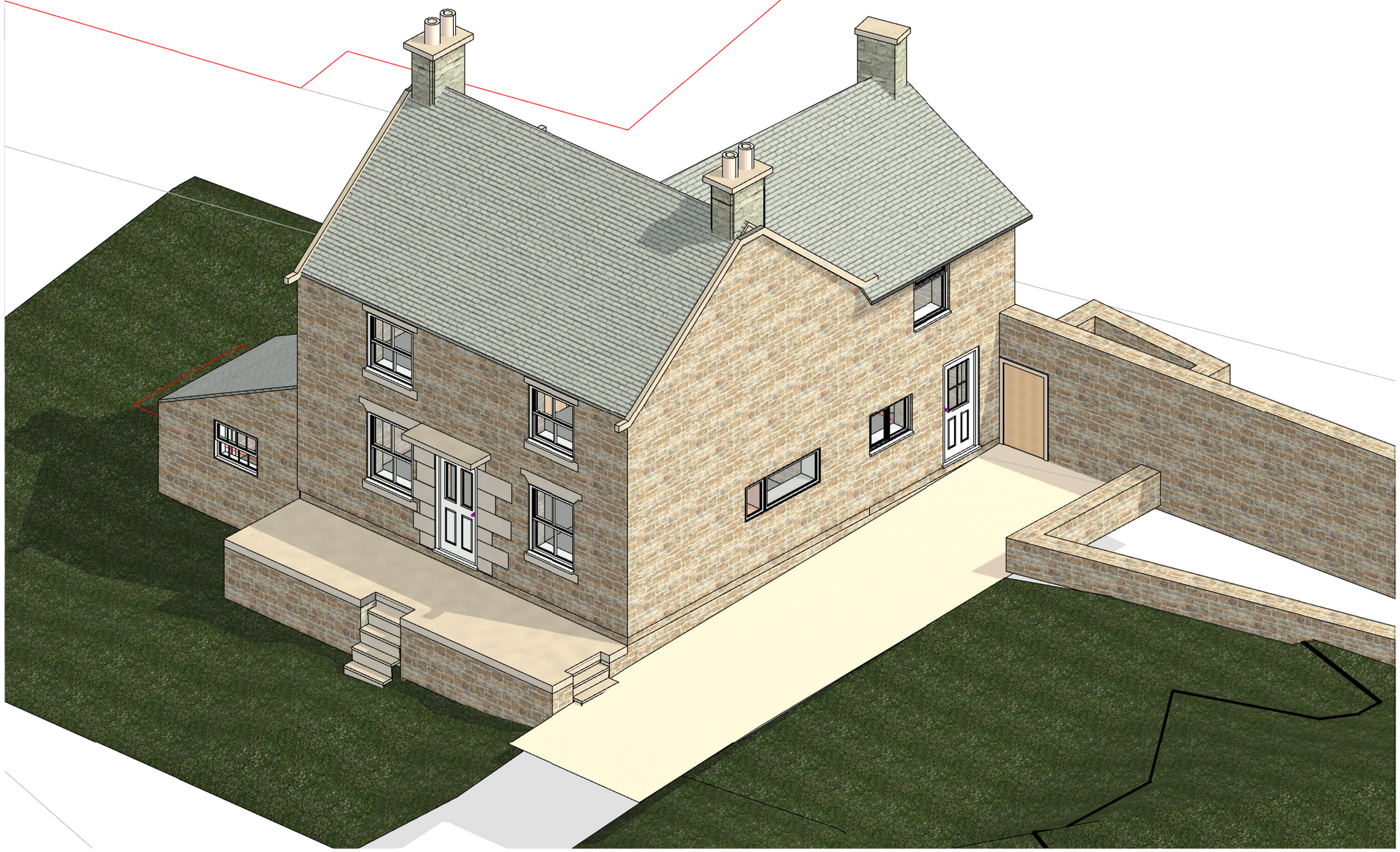

MHA
MANNING HOLDEN ARCHITECTS

PROJECT
32 Hindersitch Lane

SHEET
Existing 3D Views

CLIENT
Dan and Kate Glendinning

Date	Project number	Scale (@ A3)
07.04.2022	272	
Drawn by: AM	DRAWING NUMBER: GP-EX-05	REV
Checked by: DM		

28/04/2022 15:02:10