

E-01 Elevation
1:50

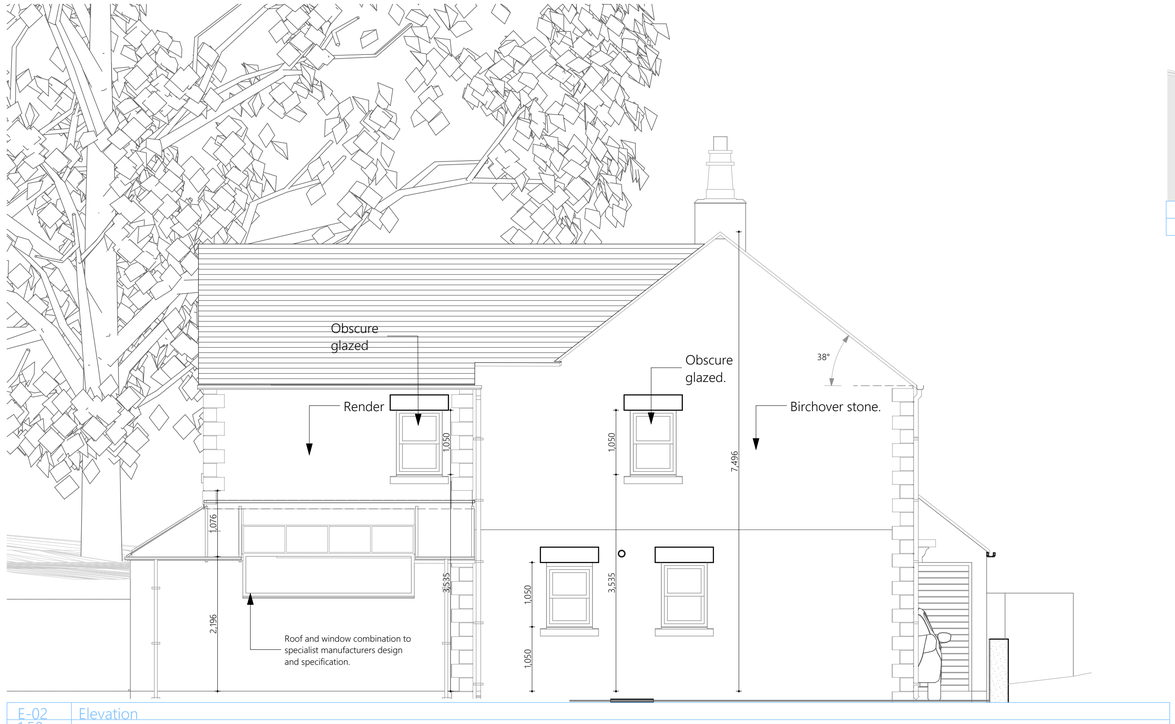

E-02 Elevation
1:50

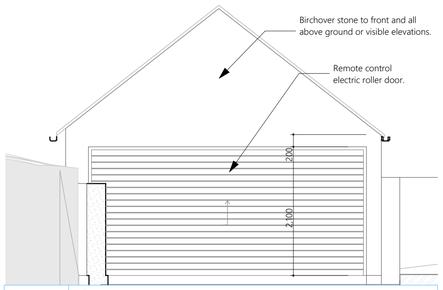

E-07 Elevation
1:50



E-05 Elevation
1:100

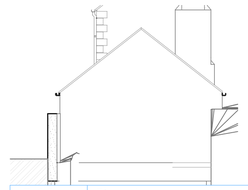

E-06 Elevation
1:100



Block Plan 1:500



Site location plan
1:1250

ASHTTON ASSOCIATES
ARCHITECTURAL DESIGN & BUILDING SURVEYING PRACTICE

RICS Registered to RICS

CIAT Registered Practice

Feasibility studies
Architectural design services
Principal design
Planning applications
Building regulations applications
RICS Homebuyer surveys
Party Wall surveyor
Conservation area and listed building concent

Ashtton Associates Limited
W: www.ashtton.co.uk
E: info@ashtton.co.uk
T: 07765 791634

Rhodend, 28 Morden Road, Wareham, Dorset, BH20 7AA

All drawings, details and notes are protected by UK copyright.
Do not reproduce, print or distribute without written permission from Ashtton Associates Ltd.

Construction Risks | Maintenance/cleaning Risks | Demolition/adaptation Risks

In addition to the hazard/risks normally associated with the types of work detailed on this drawing take note of the above. It is assumed that all works on this drawing will be carried out by a competent contractor working, where appropriate, to an appropriate method statement.

Safety Health and Environmental Information Box
Notes
####

Construction Design and Management Regulations 2015

The Principal Contractor must:

- Plan, manage, monitor and coordinate the entire construction phase
- Take account of the health and safety risks to everyone affected by the work (including members of the public), in planning and managing the measures needed to control them
- Liaise with the client and Principal Designer for the duration of the project to ensure that all risks are effectively managed
- Prepare a written construction phase plan before the construction phase begins, implement, and then regularly review and revise it to make sure it remains fit for purpose
- Have ongoing arrangements in place for managing health and safety throughout the construction phase
- Consult and engage with workers about their health, safety and welfare
- Ensure suitable welfare facilities are provided from the start and maintained throughout the construction phase
- check that anyone they appoint has the skills, knowledge, experience and, where relevant, the organisational capability to carry out their work safely and without risk to health
- Ensure all workers have site-specific inductions, and any further information and training they need
- Take steps to prevent unauthorised access to the site
- Liaise with the Principal Designer to share any information relevant to the planning, management, monitoring and coordination of the pre-construction phase

When working for a domestic client, the Principal Contractor will normally take on the client duties as well as their own as Principal Contractor. If a domestic client does not appoint a Principal Contractor, the role of the Principal Contractor must be carried out by the contractor in control of the construction phase. Alternatively, the domestic client can ask the Principal Designer to take on the client duties (although this must be confirmed in a written agreement) and the Principal Contractor must work to them as 'client' under CDM 2015

For further information on CMD 2015 consult the HSE website or ask the Principal Designer.

Scales @ A1	Project No.
1:50, 1:100, 1:1250, 1:500	IS/448/19

Date:	Purpose of Issue
26/04/21	

Project
New Two Storey Dwelling

Client
Mr & Mrs Sterland

Project address
Land adj. Market House
Crich
Derbyshire
DE4 5DD

Layout Title
Front and Left Side Elevations.
Garage Elevations. Location and Block Plans.

Drawing Number

number	rev
A.01	R.4