BERRYBROOK HOUSE

proposed outbuilding plan & elevations

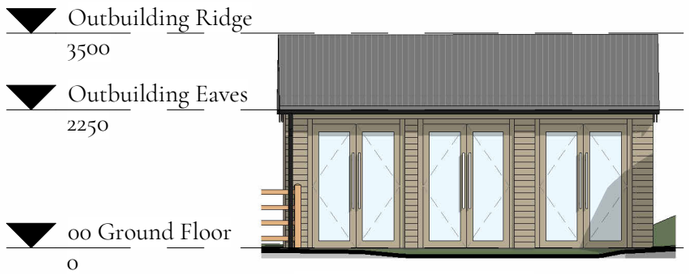

2 C West Facing Elevation
1 : 100

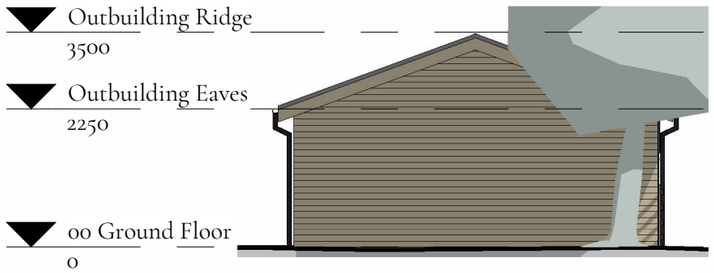

3 C North Facing Elevation
1 : 100

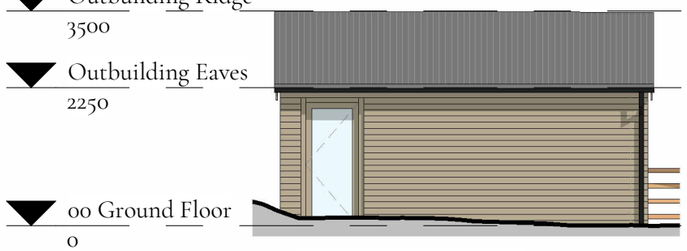

4 C East Facing Elevation
1 : 100

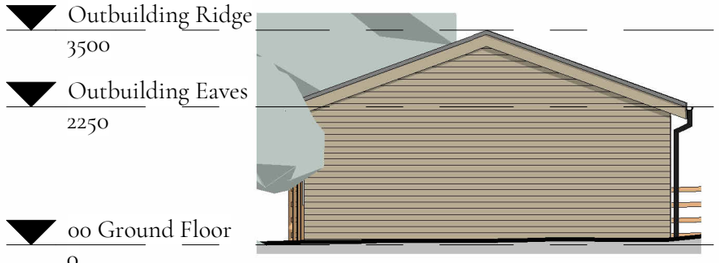

5 C South Facing Elevation
1 : 100

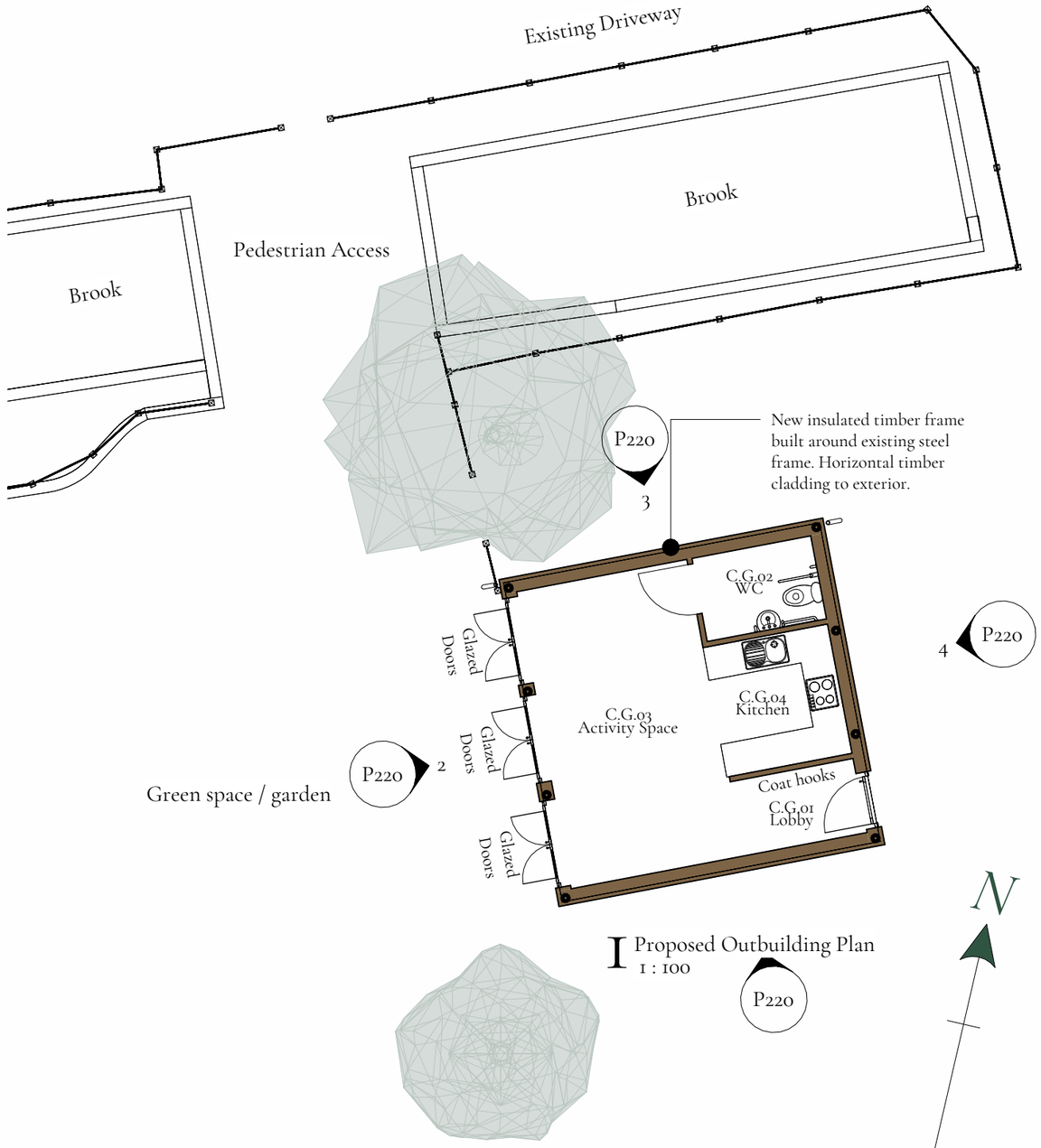

I Proposed Outbuilding Plan
1 : 100

P220

N

1:100
0 5 10 m

This drawing and the works depicted are the Copyright of Alexander James Associates Ltd and my not be reproduced or amended except by written permission of Alexander James Associates Ltd.

Before commencement of the works, the Contractor must check and verify all building and site dimensions, tolerances and levels, all sewer outfalls, invert levels and connection points. This drawing is to be read in conjunction with and checked against all relevant consultants and specialists drawings. Any discrepancies are to be reported to Alexander James Associates Ltd and rectified prior to proceeding with the works on site of fabrication drawings.

Where an item is covered by drawings to different scales, the larger scale drawing is to be worked to. Figure dimensions to be worked to in all cases.

The contractor is responsible to ensure that no products are to be utilised that do not comply with relevant British and/or European Standards and/or Codes of Practice, COSHH Regulations, Construction Regulations, or which are known or suspected to be deleterious to health and safety or to durability of the work or not in accordance with good building practices.

REV	DESCRIPTION	DATE
A	Elevation reference descriptions updated	22/08/2022

Alexander James Associates
Architectural & Building Surveying Services
01543 257 735 enquiries@ajassociatesltd.co.uk www.ajassociatesltd.co.uk

CLIENT:
A. Berry Support Services Ltd

PROJECT ADDRESS:
Berrybrook House
230 Derby Road
Denby
DE5 8NN

PROJECT:
Extension and alterations to existing premises

TITLE:
Proposed Outbuilding Plans & Elevations

DRN:	CKD:	DATE:	ISSUE:
AMC	AMC	15/06/2022	Planning

JOB NO:	DRG NO:	SCALE @ A1:	REV:
21071	P220	1 : 100	A