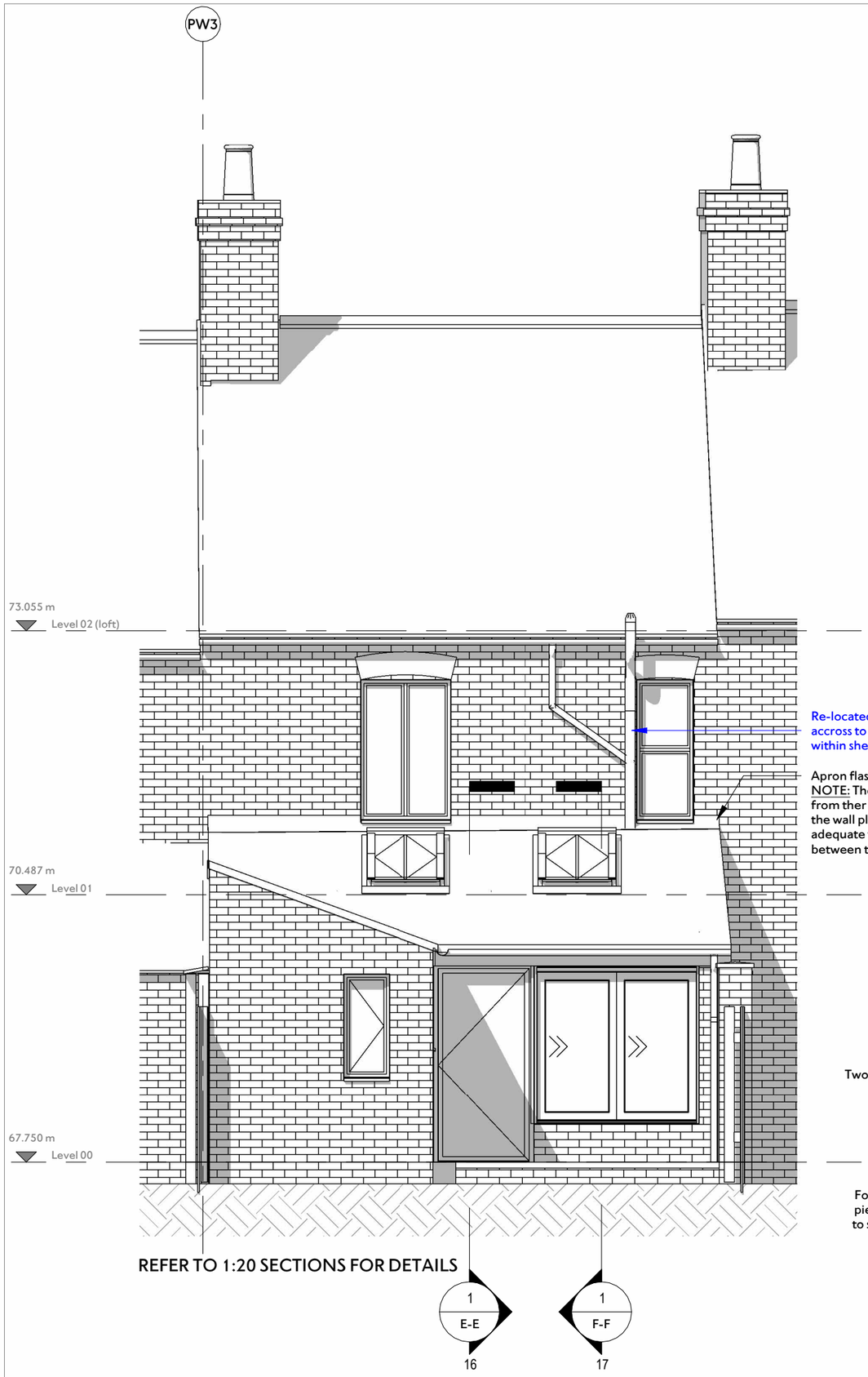

1 Southeast Elevation - proposed
1 : 50

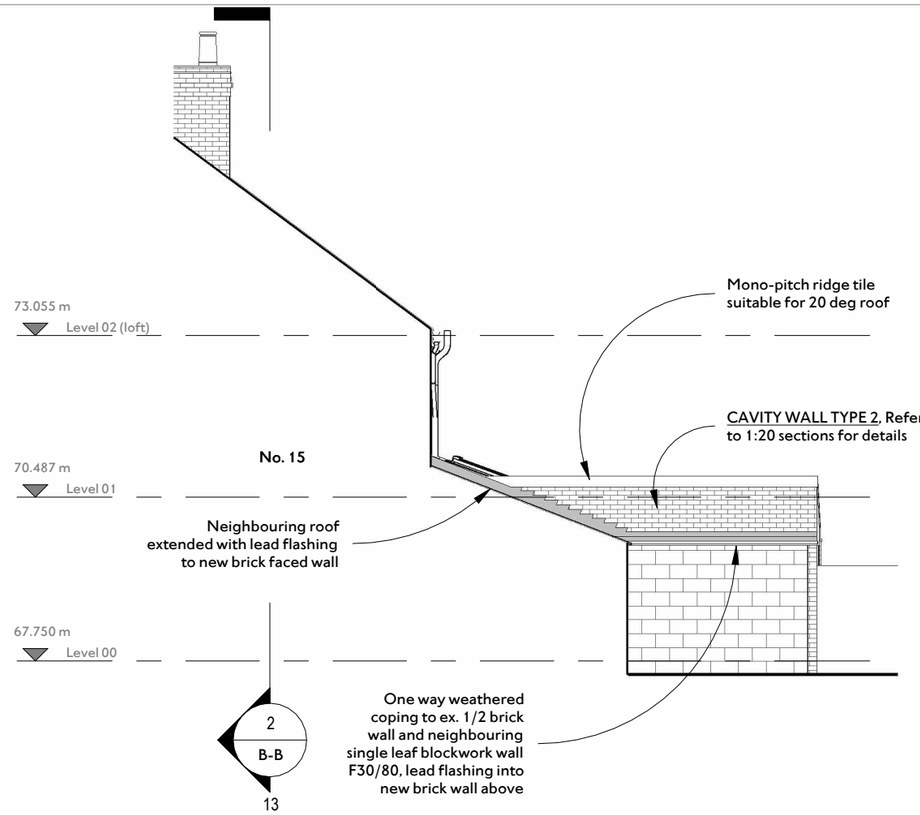

2 Southwest Elevation - Proposed
1 : 100

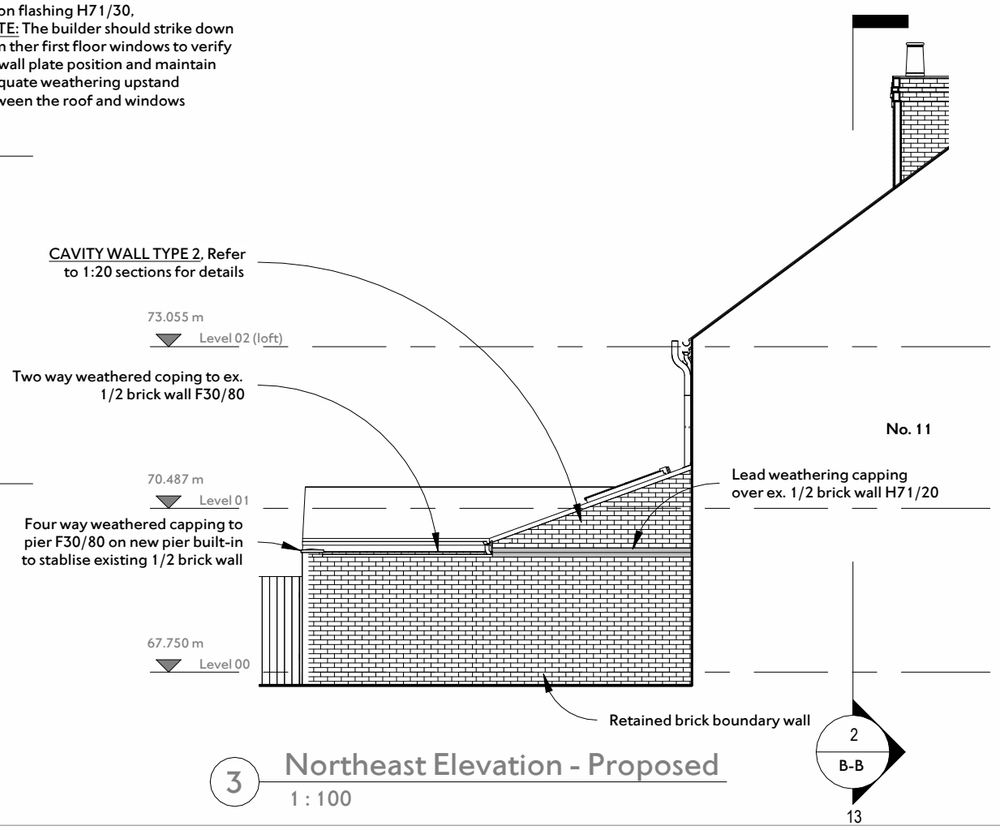

3 Northeast Elevation - Proposed
1 : 100

NOTES
Andrew Lees Architect (ALA) shall have no responsibility for any use made of this document other than for that which it was prepared and issued.

All dimensions should be checked on site. It is the Contractor's responsibility to check all governing dimensions and verify all dimensions on site before commencing any work or making any shop drawings.

DO NOT SCALE FROM THIS DRAWING

This drawing is to be read in conjunction with the architectural specification, the CDM documentation, and with the structural, mechanical and electrical drawings and any other relevant design information by others.

Any drawing errors or divergences should be brought to the attention of ALA at the contact details shown on this sheet.

INDICATIVE SCALE BAR

0 1 2 3m

1:50

0 1 2 3 4 5 6m

1:100

NOTES / KEY

To be read in conjunction with specification document ALA-033-SPC-01
Codes (e.g. L10/30) refer to specification section and item clause.

PW = Party Wall

REVISION	DESCRIPTION	DRAWN	CHECKED	DATE
First issue		AWL	AWL	24/08/22

ANDREW LEES ARCHITECT
48 Norwich
South Street
Park Hill
Sheffield
S2 5AY

E andrew@andrewleesarchitect.co.uk
T 0114 453 6834
M 07941 328 353
www.andrewleesarchitect.co.uk

PROJECT
13 Brookside, Belper

CLIENT
Ms Gail Falconer

ISSUE STATUS	DATE FIRST ISSUED
RIBA Stage 4	24/08/22
DRAWING TITLE	SCALE
Proposed Elevations	As indicated @ A3
DRAWING No.	REVISION
ALA-033-19	-