NOTES:
Copyright of this drawing belongs to Architectural Building Design Services (ABDS) and no part may be reproduced or utilised in any way whatsoever without prior written consent of ABDS.
Figured dimensions shall be taken in preference to scaled dimensions and any discrepancies or errors are to be referred to the designer.
Contractor, sub-contractor and suppliers must verify all dimensions on site before commencing work or making any fabrication drawings.
All elements such as structural walls, beams etc are to be checked on site for suitability prior to works undertaken.
All drawings to be read in conjunction with each other and all notes / building regulation specification, energy calculations, structural calculations / design and other professional / consultation documents associated with the project.

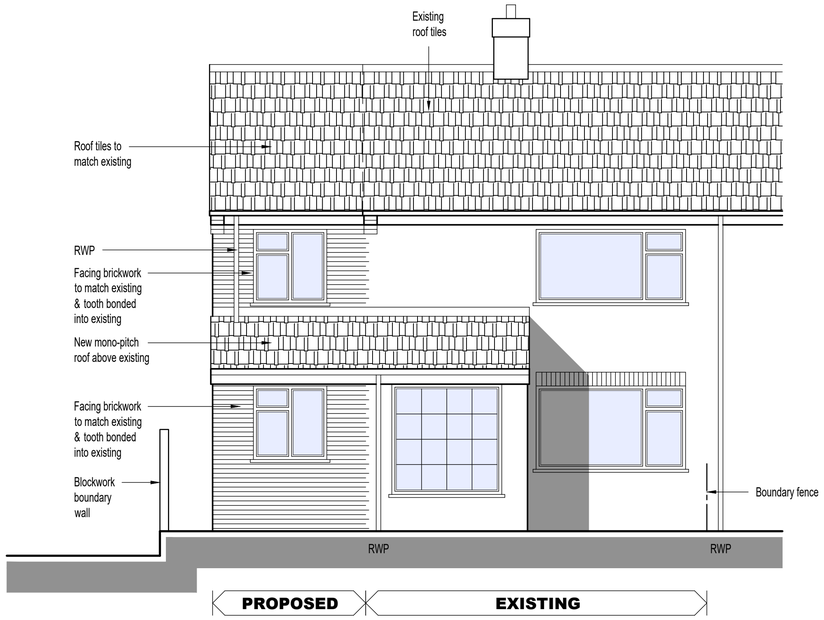

FRONT ELEVATION

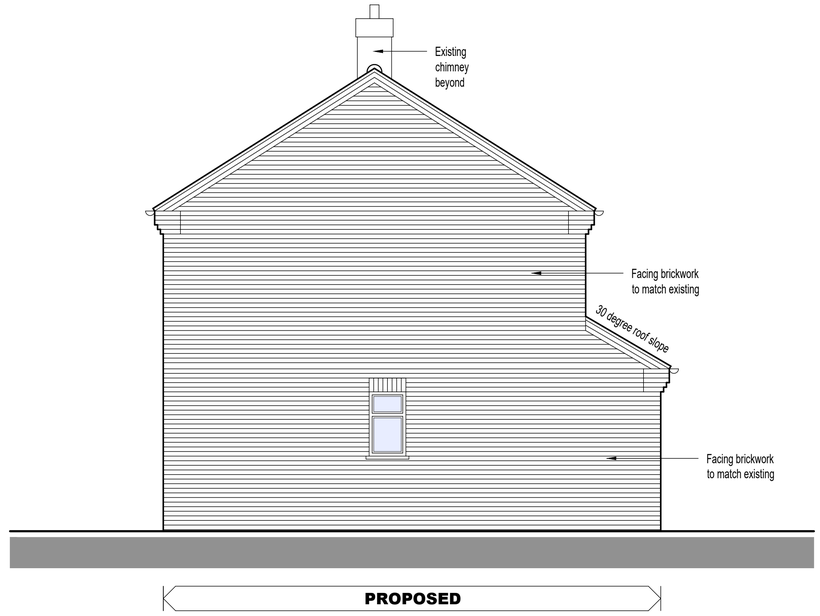

SIDE ELEVATION

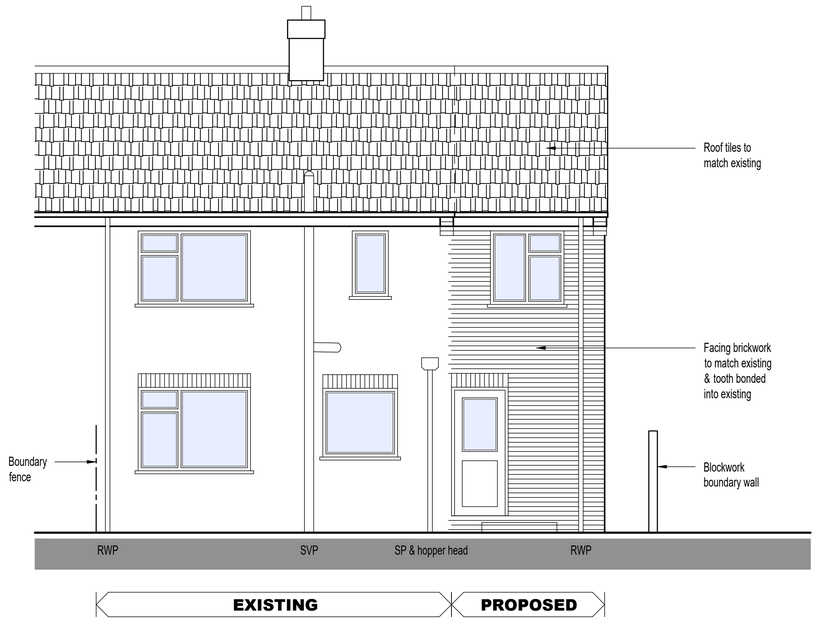

REAR ELEVATION

REV:	DATE:	DESCRIPTION:	BY:

ABDS
Architectural Building Design Services
9 Eagle Street, Heage. Belper. DE56 2AJ.
Tel: 07773 899 597
E-mail: abds@abds.biz Web Site: www.abds.biz

PROJECT:
HOUSE EXTENSION AND ALTERATIONS

DRAWING TITLE:
PROPOSED ELEVATIONS

PROJECT ADDRESS:
10 HARRIS CLOSE
RIPLEY
DE5 3GD

CLIENT:
Miss H Curzon

DATE: September 2022 SCALE: 1:50 FORMAT: A1

DRAWN : CF
CHECKED:
APPROVED:

DRG NO: 2229 / 04
2022 ©
REVISION:

This drawing is copyright of Architectural Building Design Services & cannot be reproduced without written concent

Actual Size
0 10mm