

site location plan 1:1250

0m 20m 50m



block plan 1:500

0m 20m 50m



existing side elevation 1:100



existing rear elevation 1:100



existing side elevation 1:100

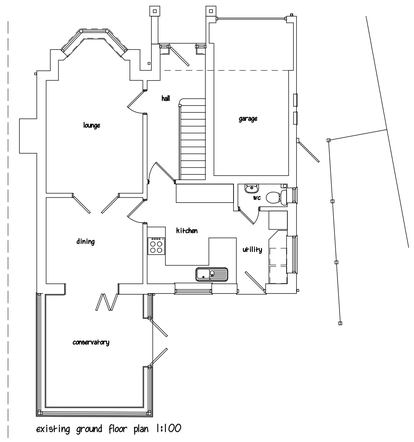

existing ground floor plan 1:100

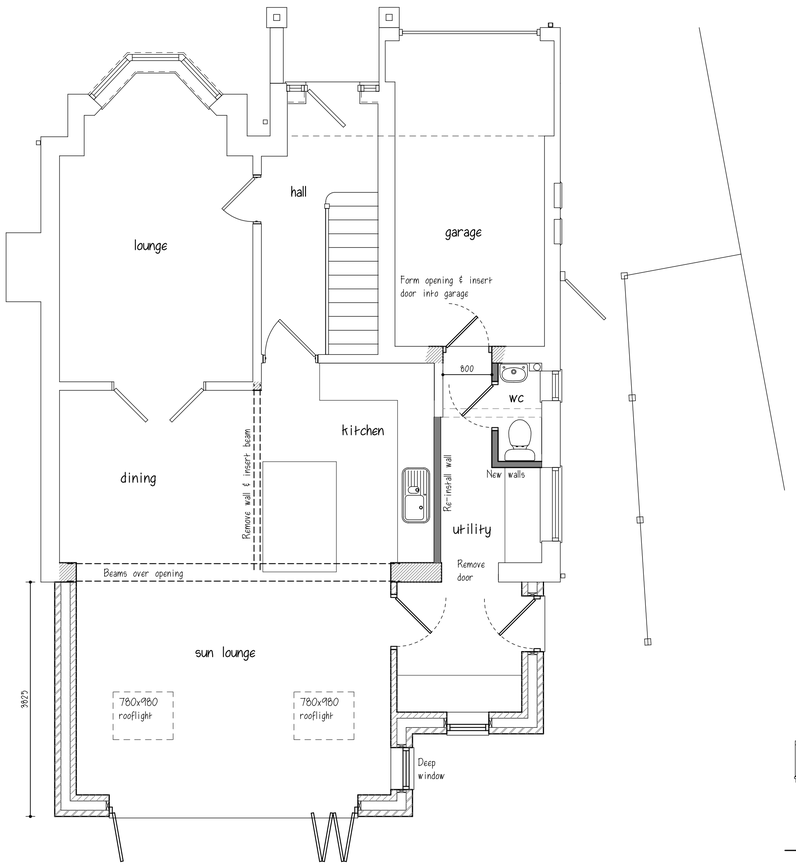

proposed ground floor plan 1:50

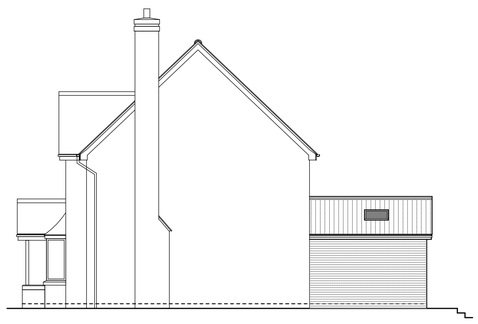

proposed side elevation 1:100



proposed rear elevation 1:100



proposed side elevation 1:100

A	Minor internal layout changes	21/09/22
B	Kitchen layout altered	04/10/22
	REVISIONS	DATE

CLIENT MR. C. BENSKIN & MISS. E. EATON

ADDRESS 1 BARLEY CROFT - BELPER

PROJECT PROPOSED ALTERATIONS & EXTENSION

DRAWING SURVEY & SCHEME DESIGN

SCALE 1:50 / 1:100 / 1:1250 at A1

DATE SEPTEMBER 2022

DWG No. PA/22-027 SK 81 01 B

PILKINGTON ARCHITECTURE

29A STRETTEA LANE
HIGHAM
ALFRETON
DERBYSHIRE
DE55 6EJ

Tel : 01773 843333
jon@pilkington-architecture.co.uk

This drawing is copyright.
Contractors must check all dimensions on site, working only from grid & figure dimensions.
Discrepancies must be reported to the designer before work is done.