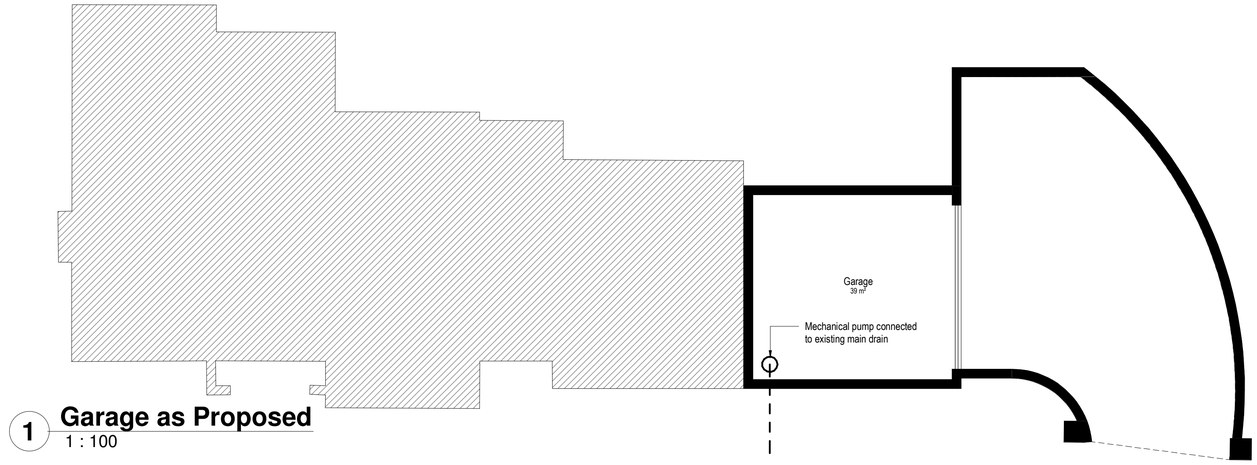

1 Garage as Proposed
1 : 100

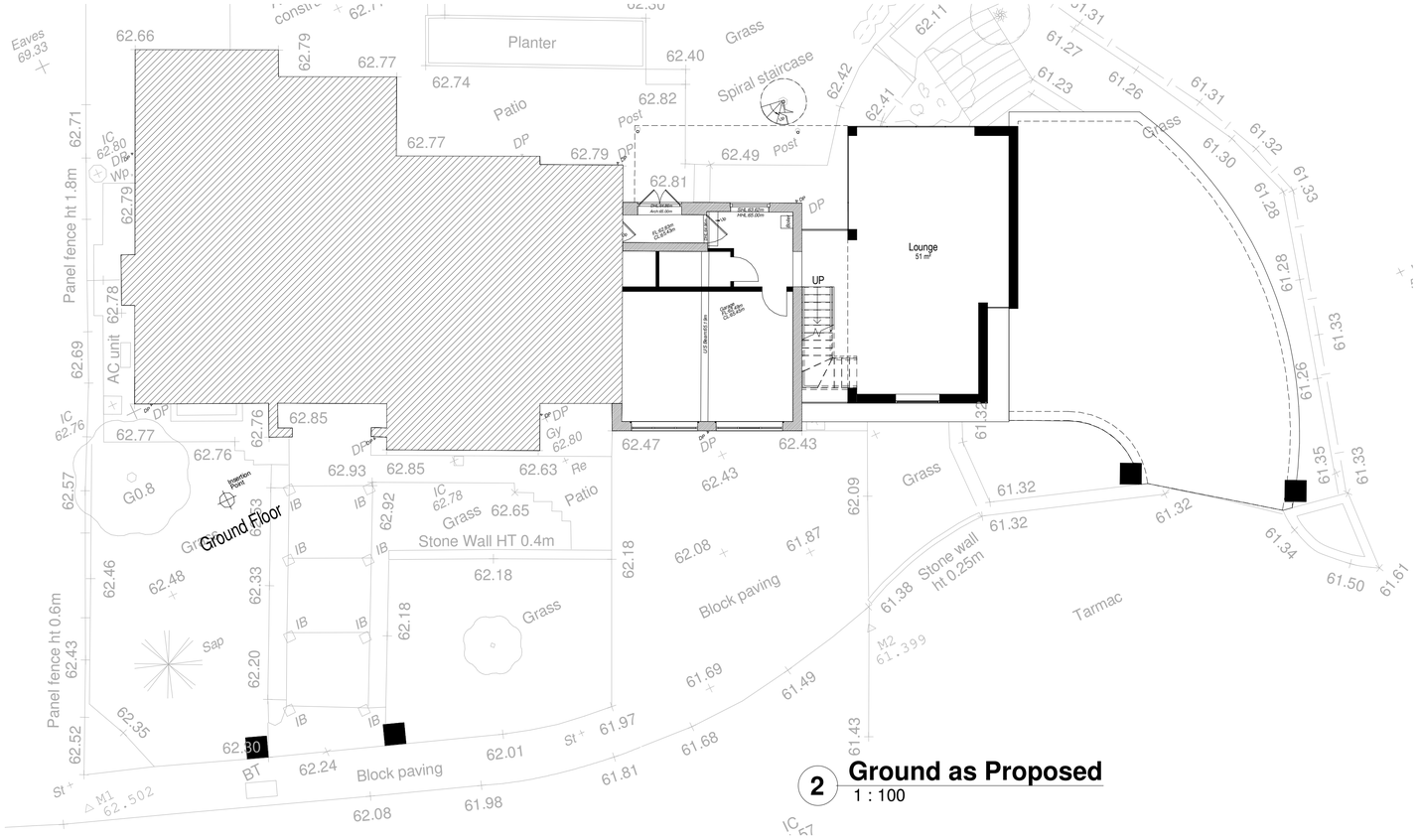

2 Ground as Proposed
1 : 100

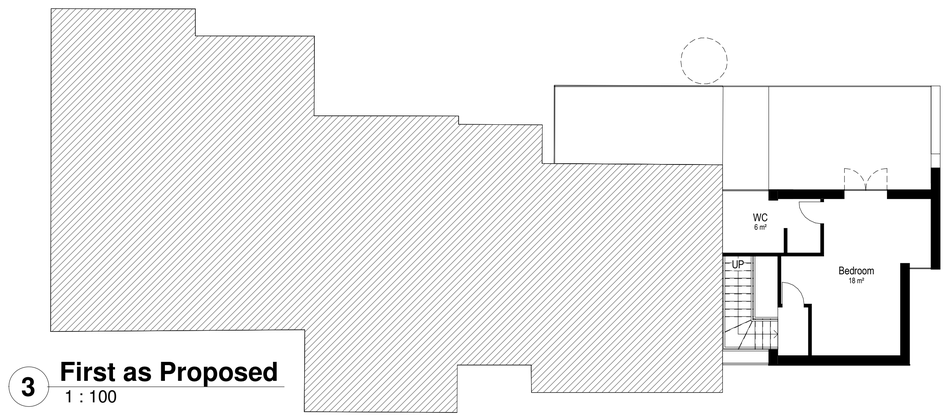

3 First as Proposed
1 : 100

Scale 1 : 100

0 1 2 5 10 m

NOTES:

Do not scale from this drawing:

Dimensions to be site checked by Contractor working only from grid and figured dimensions and cross checked with all other relevant drawings. Any discrepancies to be reported to the Architect prior to construction. The title, copyright and information in this document is the property of Morrison Design Ltd, Chartered Architects.

ISO 9001 Registered Firm

Drawing Notes

1. Coordinate all work with architectural and engineer's drawings and specifications.

2. Do not scale drawings.

3. Work shall include all required permits, labour, materials, and equipment to complete all work indicated on drawings and as necessary for a complete project.

4. All work shall be done in accordance with applicable codes and standards.

5. Any discrepancies noted on site are to be reported to the Architect immediately.

6. All dimensions are in millimetres unless noted otherwise.

Revision	Description	Date

MORRISON DESIGN
CHARTERED ARCHITECTS
Darley Abbey Mills · 3rd Floor, The Long Mill · Derby · DE22 1DZ
T: 01332 363355 E architect@morrisondesign.co.uk W morrisondesign.co.uk

Client
A & C Sharpe

Project
Ecclesbourne Reach

Title
Proposed Plans

Drawn by	Checked by	Job Number
JJ	NC	5077

Drawing Number	Revision	Scale @ A1
001		1 : 100
File Ref.: Plotter Settings:		Date 10.10.22

PLANNING SUBMISSION