

proposed side elevation

proposed external materials

- matching profiled concrete interlocking tiles
- white upvc soffits, fascais & rainwater goods
- matching buff facing bricks
- white upvc windows



proposed rear elevation



site location plan 1:1250

0m 20m 50m

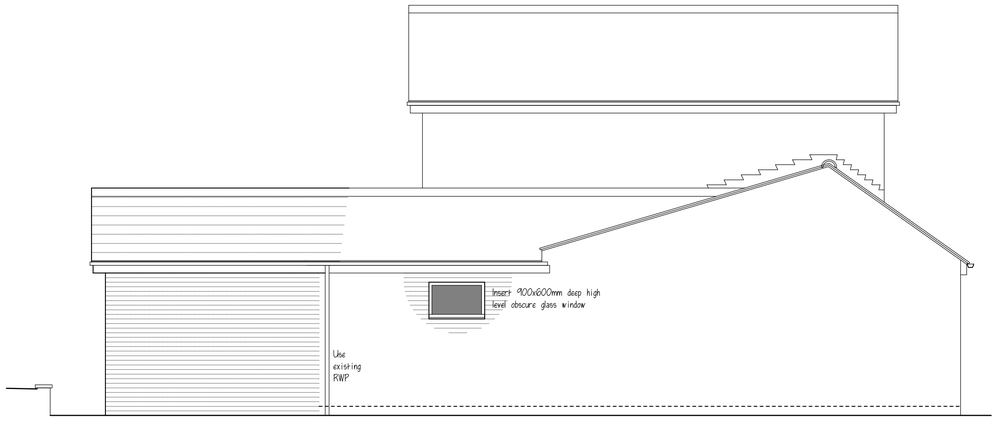

proposed side elevation

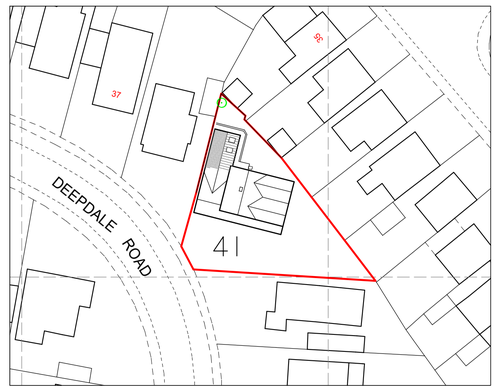

block plan 1:500

0m 20m 50m

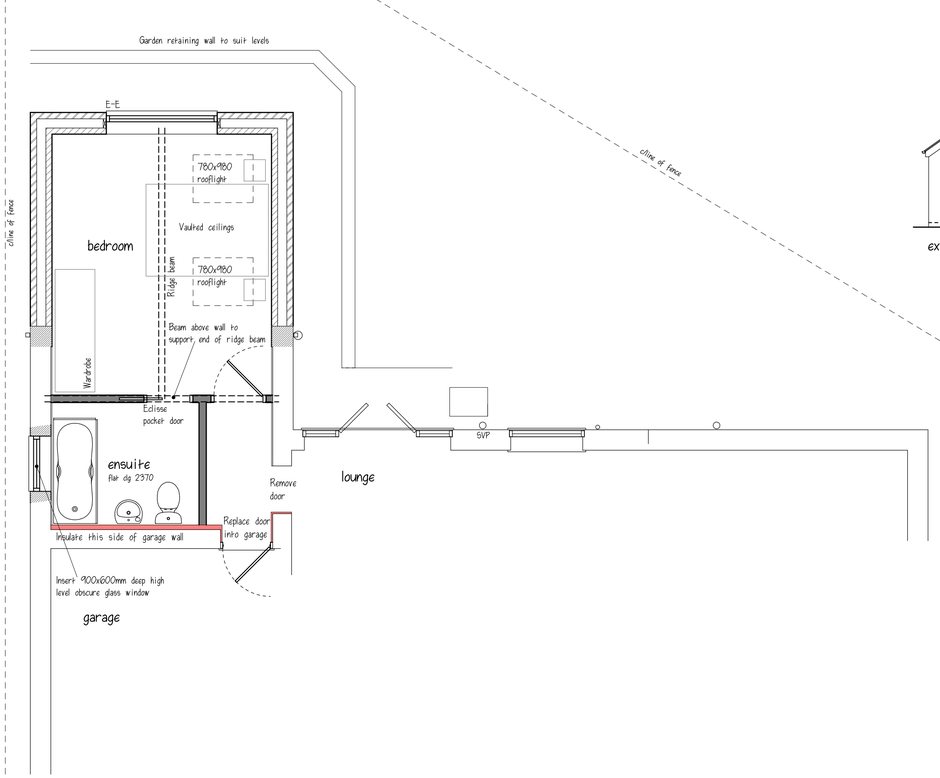

proposed ground floor plan

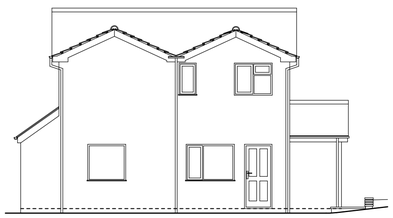

existing side elevation 1:100

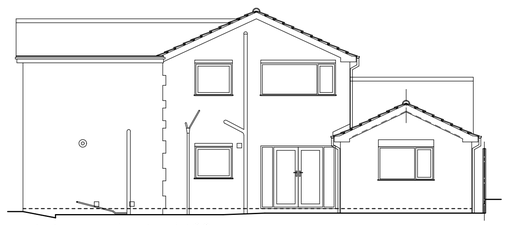

existing rear elevation 1:100

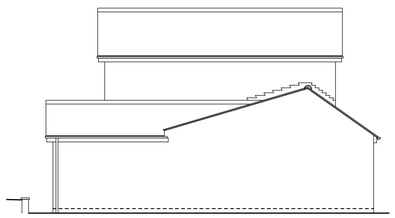

existing side elevation 1:100

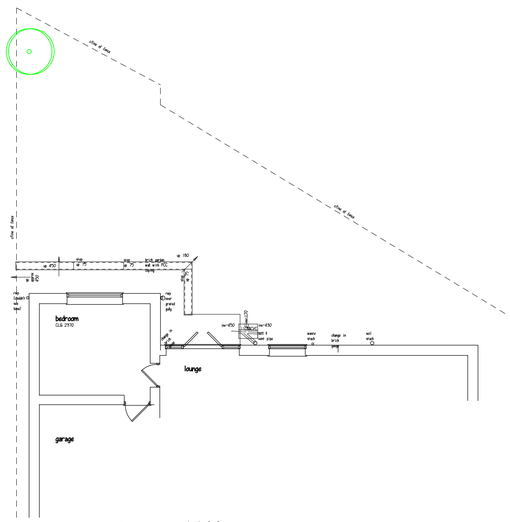

existing ground floor plan 1:100

REVISIONS		DATE
A	Scheme design added	31/10/22
B	Minor client changes	07/11/22

CLIENT MR. I. & MRS. H. ASHTON
ADDRESS 41 DEEPDALE ROAD - BELPER
PROJECT PROPOSED EXTENSION
DRAWING SURVEY & SCHEME DESIGN
SCALE 1:50 / 1:100 / 1:500 / 1:1250 at A1
DATE OCTOBER 2022
DWG No. PA/22-031 SK 81 01 B

PILKINGTON ARCHITECTURE
29A STRETTEA LANE
HIGHAM
ALFRETON
DERBYSHIRE
DE55 6EJ
Tel : 01773 843333
jon@pilkington-architecture.co.uk

This drawing is copyright.
Contractors must check all dimensions on site, working only from grid & figure dimensions.
Discrepancies must be reported to the designer before work is done.