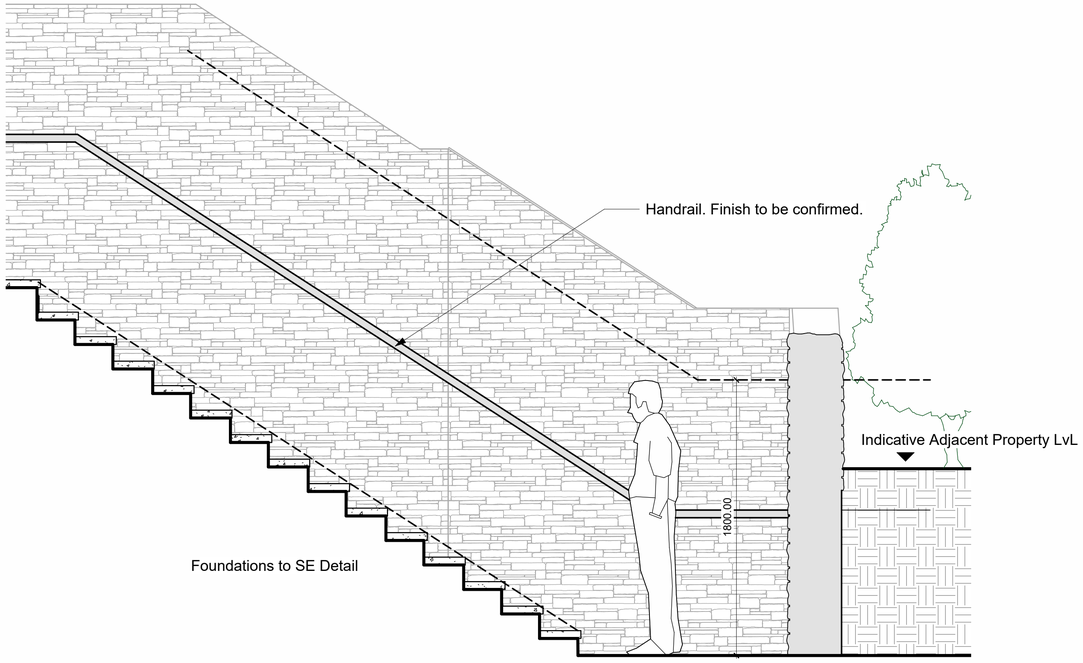

1 | Section CC - Staircase Section | 1 : 20

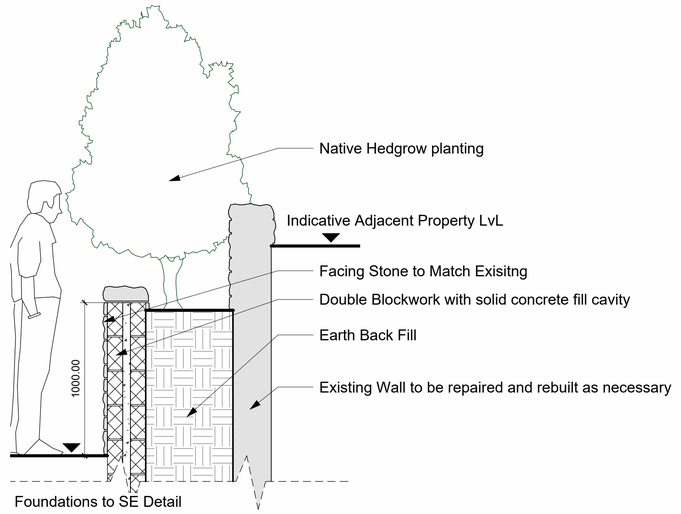

2 | Section DD - Indicative Planter Detail | 1 : 20

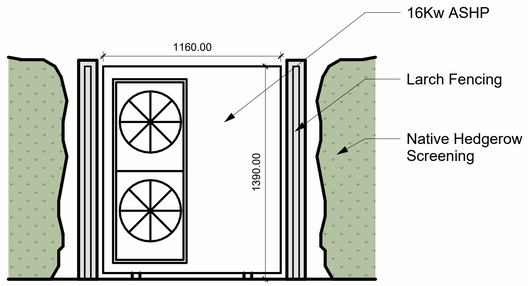

ASHP - Indicative Front Elevation - 1:20

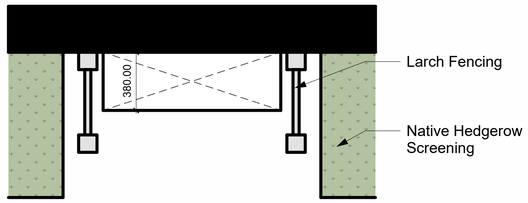

ASHP - Plan - 1:20

3 | Air Source Heat Pump Details | 1 : 20

0 0.2 0.4 0.6 0.8 1 1.5 2

SCALE 1:20

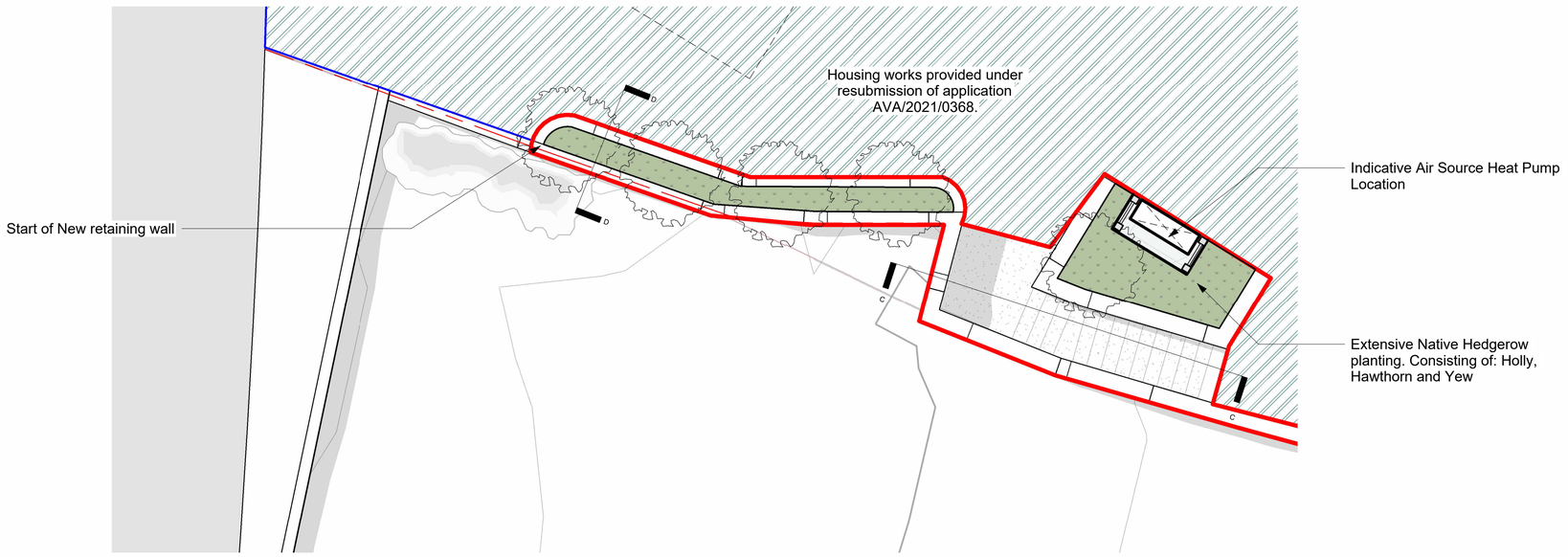

4 | Lower Planter and Stairs | 1 : 50

0 1 2 3 4 5m

SCALE 1:50

rev	date	issued	description

Newark Studio
t: 01635 605100

Derby Studio
t: 01332 557557

Manchester Studio
t: 0161 8261042

GUY TAYLOR ASSOCIATES
NEWARK / MANCHESTER / DERBY

A1
Original Sheet Size

STATUS
Planning

- All rights described in chapter IV of the copyright, designs and patents act 1988 have been generally asserted
- Where any drawing is to be read in conjunction with another, including specialists, the two drawings shall be cross-checked and any descrepancies reported to the architect before the work is put in hand
- All dimensions are in millimeters, all levels are in metres, unless shown otherwise
- Any discrepancies in dimensions or details on or between these drawings/specifications should be drawn to the attention of the Guy Taylor Associates and or the engineer in writing for clarification
- Drawing prepared solely for the use of client, as detailed in text box, and is not to be copied, lent or used by any third party without written permission

PROJECT
White Cottage
Duffield Bank
Duffield
DE56 4BG

CLIENT
Mr. Mathew Bailey

DRAWING TITLE
Planter and Stair details

SCALE
As indicated

DATE
07/08/22

DRAWN

CHK
PS

DRAWING NUMBER
812.1311.2-(08)010

REVISION

WIP

© COPYRIGHT