TRADITIONAL DOUBLE CASEMENT
SCALE 1:20

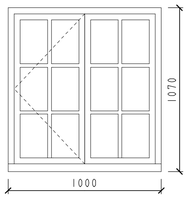

W02

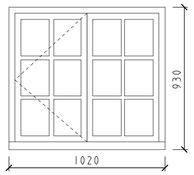

W04, W05

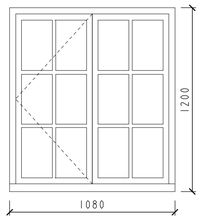

W11

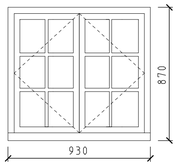

W15

TRADITIONAL DOUBLE EXTRA WIDE CASEMENT
SCALE 1:20

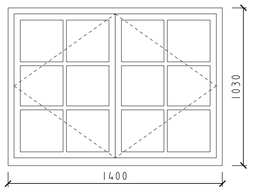

W06

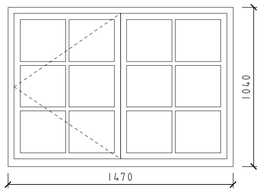

W07

TRADITIONAL SINGLE CASEMENT
SCALE 1:20

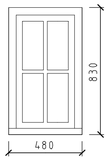

W01

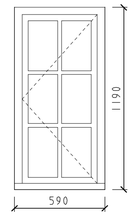

W09

REFER TO THE WINDOW SCHEDULE IN THE DESIGN AND ACCESS STATEMENT JUNE 2022 REV B AND WINDOW POSITIONS IN DRAWING J15-08B

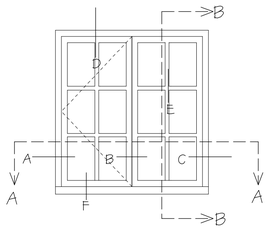

PLEASE NOTE:
The sections and details shown are the same for all windows

NEW TRADITIONAL CASEMENT 6 LIGHT WINDOWS; AS DETAILED TO REPLACE MODERN CONSTRUCTIONS AND WINDOW W02 IN ORDER TO RESTORE CONSISTANT APPEARANCE
W01, 02, 04, 05, 06, 07, 09, 11, 15,
Material - Manufactured and constructed in Engineered European Redwood

Style - Side hung traditional casement windows with 2No horizontal glazing bars

Profile - Internal frame profile - Square; Glazing bar profile - Bevelled

Glazing - Historic narrow cavity glazing unit: 2No histoglass 4mm; 6mm gas filled cavity

Finish - Painted with Farrow and Ball Cornforth White with colour matched putty

Furniture - Traditional good quality wrought iron

Thermal Efficiency - To comply with Building Regulations Part L 2021

DETAIL A
@ 1:2

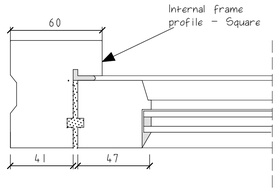

DETAIL B
@ 1:2

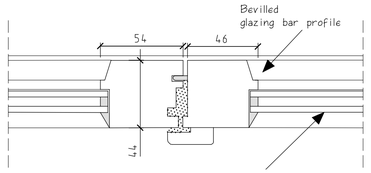

DETAIL C
@ 1:2

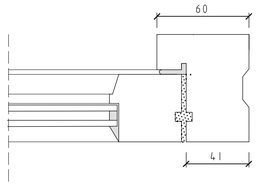

SECTION A-A
SCALE 1:2



To manufacturer's draft proofing detail to comply with Building Regulations Part L 2021

DETAIL D
@ 1:2

DETAIL E
@ 1:2

DETAIL F
@ 1:2

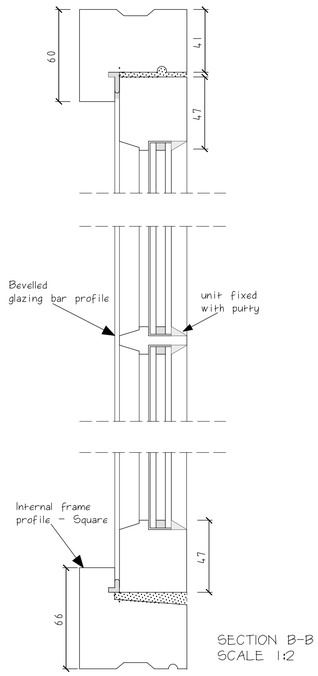

SECTION B-B
SCALE 1:2

RETAINED TRADITIONAL CASEMENT WINDOWS

W03 W08 W10 W12 W13 W14

Windows to be carefully repaired, paint removed and then redecorated using a matt paint system (micro porus); off white to match converted barn.

Oak cill repairs windows W10, W12, W13, W14-use British/European seasoned oak; splice in new 'oak pegged' corner joints if necessary.

Install internal white metal hinged casement secondary glazing to windows W03 and W14 and horizontally sliding double casement to windows W08, W10, W12 and W13-placed against internal face of the timber window frames;

Selectaglaze (standard reveal fix 33mm sq. see manufactures detail); to satisfied current part L thermal building regulations.
Under new part L thermal building regulations guidance, if a new replacement window construction cannot achieve the current thermal requirements due to historic/listed building concerns (the requirement for minimum 4mm gap double glazed lights), an alternative means of reducing heat loss must be considered implemented.

SCALE 1:20
0 500 1000mm

ALL DIMENSIONS TO BE CHECKED ON SITE BEFORE FABRICATION : CONTRACTORS DO NOT SCALE

REVISIONS

A	05/07/2022	Revised to show proposed window elevations at scale 1:20 and details at 1:2
B	06/07/2022	Revised to show elevations of all proposed windows at scale 1:20
C	09/01/2023	6 light casements to replace 3 light-renewal of windows only as shown on drawing.

asap ARCHITECTS
1 Cackle Hill Cottages, Snelston,
Ashbourne, Derbyshire DE6 2DL
T: 01335 340890 E: info@asap-architects.com W: www.asap-architects.com
Local office covering Ashbourne and Derby

PROJECT PARK FARM, MUGGINTON
DRAWING CASEMENT WINDOW DETAILS
SCALE @ PAPER SIZE 1:20@A1 NAME SC DATE JUNE 2022

DRAWING NUMBER / REVISION
J15-11C

© COPYRIGHT