

site section a - a 1:100 Existing ground lines denoted in red

site layout 1:200 0m 10m 20m

external works legend

- Topsoil with turf shown thus
- PCC paved private footpath & patio
- Tarmac parking space
- Proposed tree comprising Mountain Ash, Native Cherry, Silver Birch - all 2 to 3m in height at 80-100mm girth

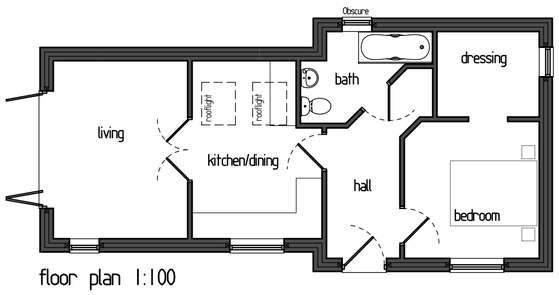

floor plan 1:100

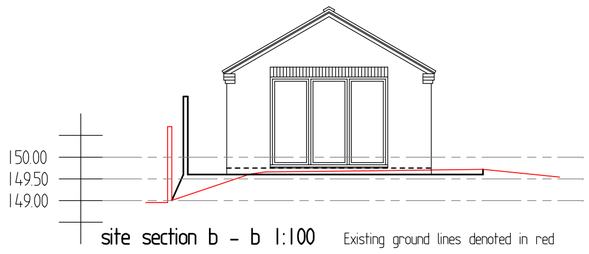

site section b - b 1:100 Existing ground lines denoted in red

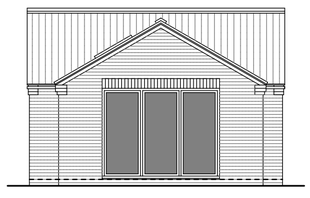

elevation facing garden 1:100



elevation facing ridgedale view 1:100

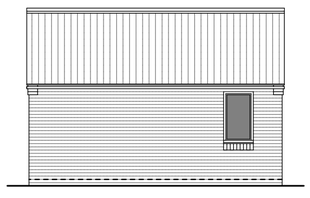

side elevation 1:100

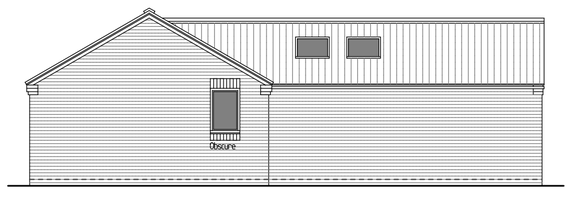

rear elevation 1:100

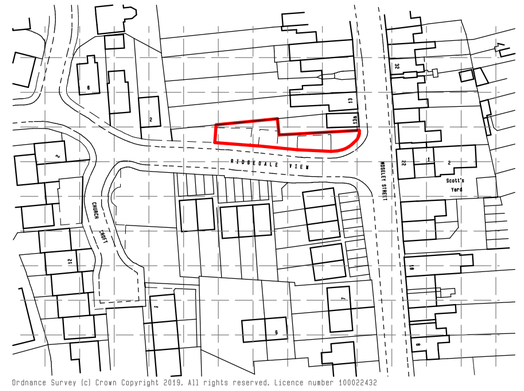

site location plan 1:250 Area edged in red = 238m2

0m 20m 50m 100m

Proposed External Materials

Redland DuoPlain Charcoal Grey smooth concrete interlocking tiles
Black half round UPVC gutters on rise & fall brackets with matching downpipes
Ibstock Hardwicke Welbeck Red Mixture facing brick with matching head & sill detail
PVCu windows and sliding bifold doors
Entrance door in composite steel with obscured glass outer pane

A	Minor client amendments	06/10/22
B	Changes to address planning application refusal grounds	08/12/22
C	Visibility splay to west added	06/01/23
REVISIONS		DATE

CLIENT J. MELROSE DEVELOPMENTS LTD
ADDRESS LAND ADJACENT to 2 RIDGEDALE VIEW - RIPLEY
PROJECT PROPOSED DWELLING
DRAWING SCHEME DESIGN - revised scheme
SCALE 1:100 / 1:200 / 1:1250 at A2
DATE OCTOBER 2022
DWG No. PA/21-022 SK 81 03 C

PILKINGTON ARCHITECTURE
29A STRETTEA LANE
HIGHAM
ALFRETON
DERBYSHIRE
DE55 6EJ
Tel : 01773 843333
jon@pilkington-architecture.co.uk

This drawing is copyright.
Contractors must check all dimensions on site, working only from grid & figure dimensions.
Discrepancies must be reported to the designer before work is done.