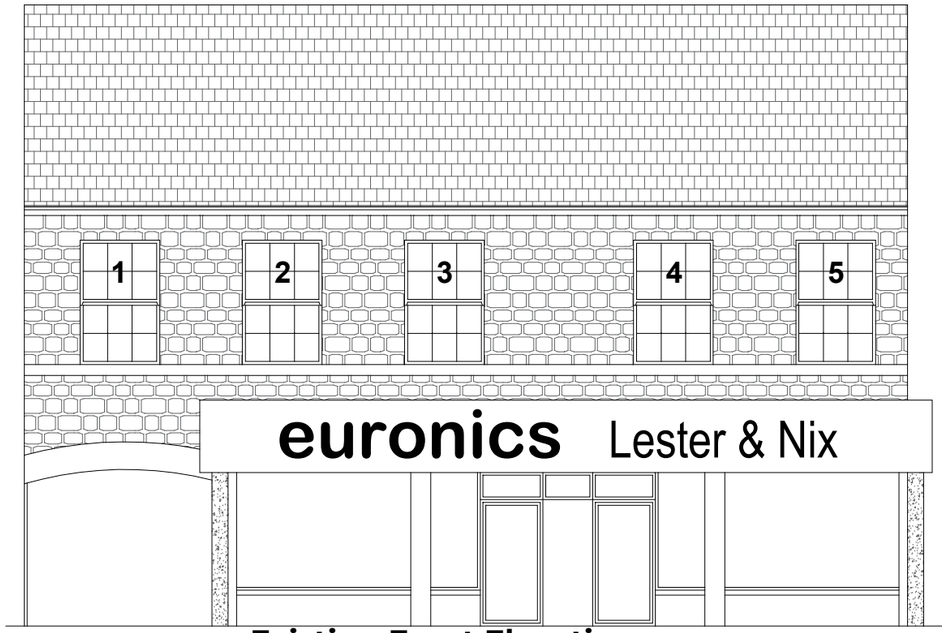

Existing Front Elevation

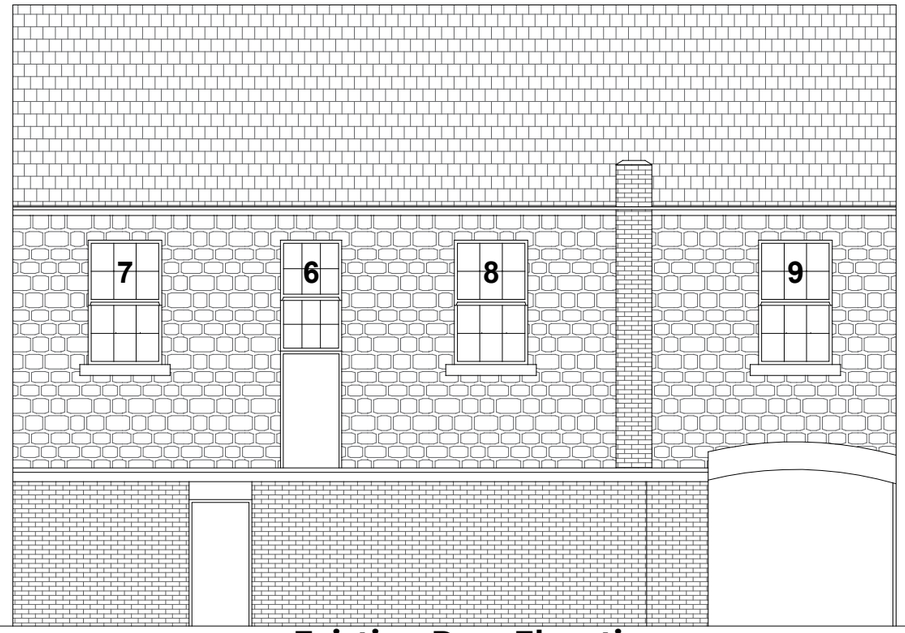

Existing Rear Elevation



Proposed Front Elevation

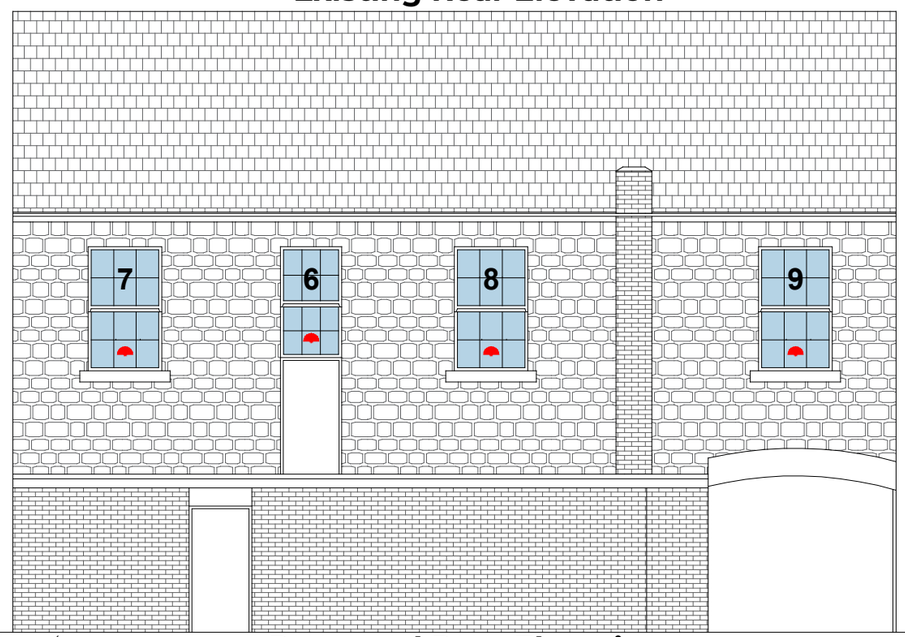

Proposed Rear Elevation

0 1 2 3 4 m

● Existing windows on the front and rear elevations to be replaced with New Timber Double Glazed Windows by “Safe-Guard - Clarity Classic Heritage Sealed Units Range", to match existing.

Do not scale this drawing. Any discrepancies should be reported to the designer. This drawing is to be read in conjunction with any associated structural engineering drawings and details. All units are in millimeters unless stated otherwise. Prior to the commencement of work the contractor and client are to check all dimensions on-site, setting out positions, boundary positions and verify and agree on any details. Any errors, omissions or design changes need to be reported immediately. Amended plans can then be prepared and re-approved before work continues/materials are ordered. The position of any site boundaries indicated on this drawing are approximate. The client is responsible for confirming the legal position of all the relevant site boundaries and confirm ownership and/or responsibility for any boundary partitions likely to be affected by the works detailed in this drawing. The client must agree on all boundary related issues with neighboring property owners prior to the commencement of work. The "Party Wall Act" (1996) will apply to certain projects. The "Building Owner" will need to inform in writing (Including copies of the plans) and agree with "Adjoining Owner(s)" if the proposed work affects the party wall, if it is within 3m of the boundary or require excavation near or below the foundations of the nearby building(s) on their property. This is required to be done 2 months before the commencement of any work. If an agreement can not be made then surveyor(s) must be appointed to agree upon a "Party Wall Award". ProDesign does not take any responsibility for this process, unless directed to undertake it. Approvals granted by the local authority only relate to permissions under; the Town & Country Planning Act (1990) and/or Building Regulations (2000). The client is responsible for ensuring that this drawing does not contravene any other legislation relating to the property, including; property title deeds, covenants, land ownership/tenancy, site boundaries, boundary encroachment & rights of way, etc. All work is to comply with "The Construction (Design and Management) Regulations" (2015). Where multiple contractors are used on the same project, the principle contractor must take on the legal duties of the client in addition their own as the principle contractor. If the client does not appoint a principle contractor, the clients duties must be carried out by the contractor in control of the construction work. This drawing remains the copyright of ProDesign and shall not be altered or copied without prior written consent. ProDesign is the the trading name of Lloyd Wright Development Ltd (Company No. 11700553).

Client:	Address:	Sheet:
Steven Nix	Lester & Nix Euronic, 11-13 King Street, Belper. DE56 1PW	2 of 2
Drawn by:	**Project:**	**Scale:**
Ashvin Mistry	First Floor Front & Rear Windows Replacement	1:100

Rev.	Date	Revision Notes	By
00	20/10/22	Planning Drawing	AM
01	20/12/22	Windows amended to Timber Double Glazed Box Sash Windows to	AM
		match existing & details added.	
02	25/01/22	Revised Window Specification agreed with Heritage Consultant	AM

PD/CA/WR/293

Revision 02

ProDesign

/ **Tel:** 0115 854 7397 / **Email:** info@pro-design.uk /
/ **Web:** www.pro-design.uk /