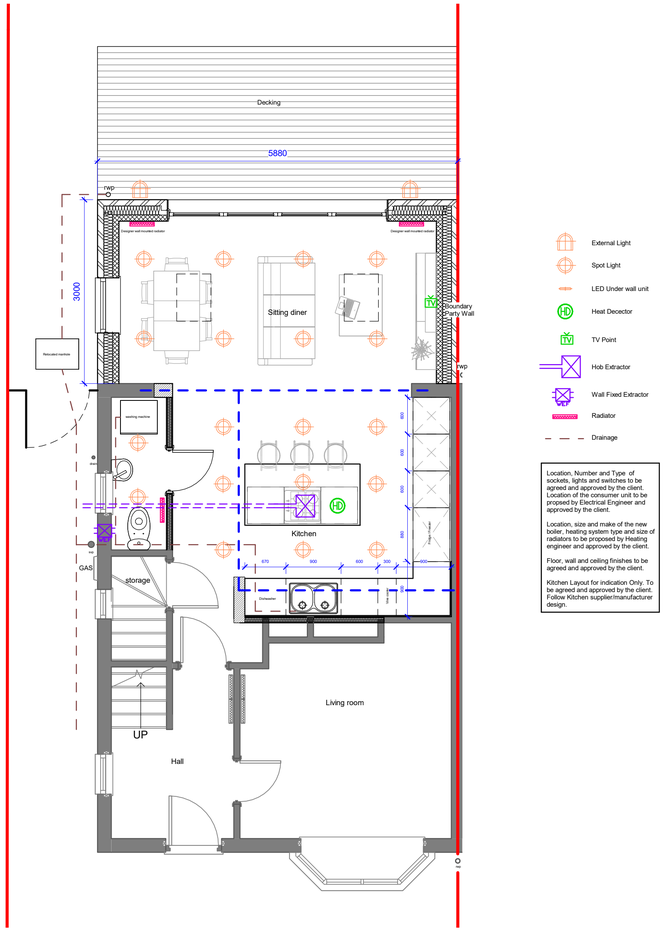

External Light
Spot Light
LED Under wall unit
Heat Decector
TV Point
Hob Extractor
Wall Fixed Extractor
Radiator
Drainage

Location, Number and Type of sockets, lights and switches to be agreed and approved by the client. Location of the consumer unit to be propsed by Electrical Engineer and approved by the client.

Location, size and make of the new boiler, heating system type and size of radiators to be proposed by Heating engineer and approved by the client.

Floor, wall and ceiling finishes to be agreed and approved by the client.

Kitchen Layout for indication Only. To be agreed and approved by the client. Follow Kitchen supplier/manufacturer design.

1 Ground Floor Proposed
1 : 50

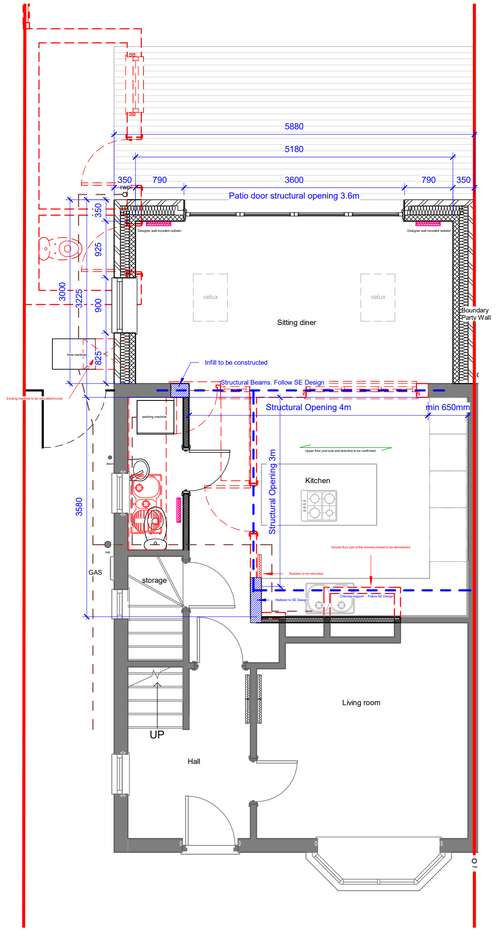

2 Ground Floor Demolition/Construction
1 : 50

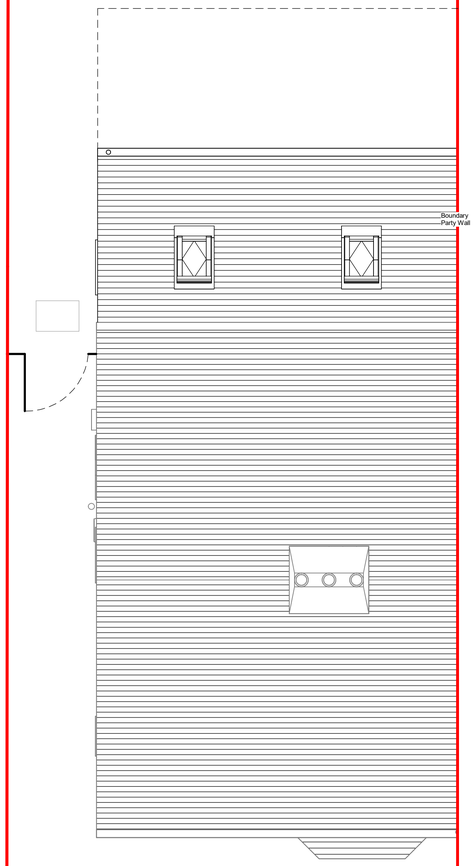

3 Roof Plan Proposed
1 : 50



4 Rear Elevation Proposed
1 : 50

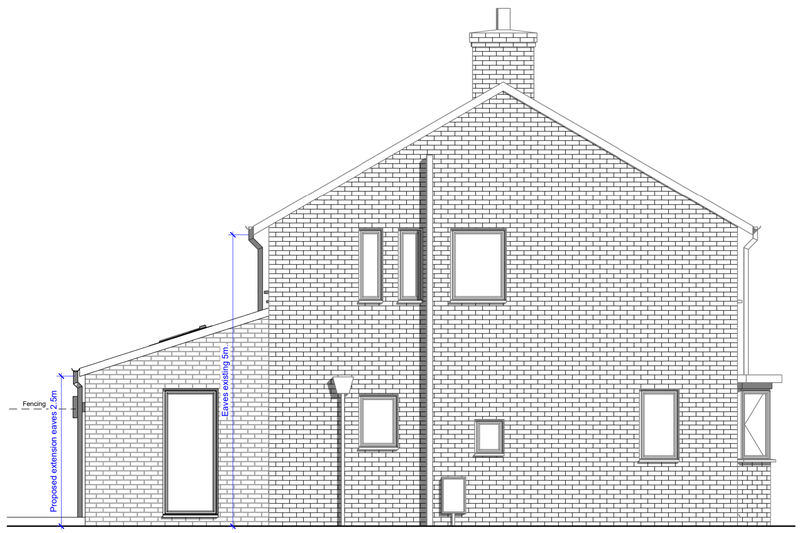

5 L. Side Elevation Proposed
1 : 50

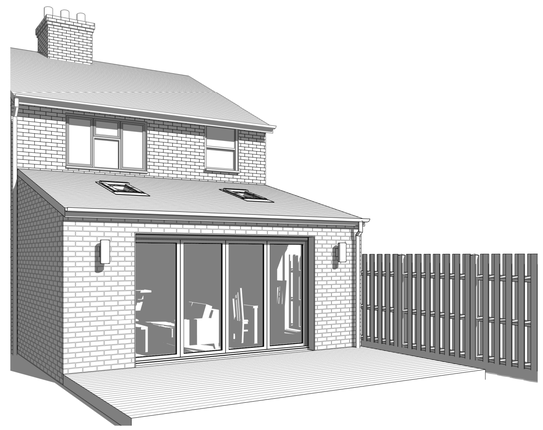

6 3D Rear Proposed

NO DIMENSIONS TO BE SCALED FROM THIS DRAWING

This drawing is issued for the sole and exclusive use of the named recipient. Distribution to any third party is on the strict understanding that no liability is accepted by EMPERUS Ltd. for any discrepancies, errors or omissions that may be present, and no guarantee is offered as to the accuracy of information shown

THIS DRAWING IS TO BE READ IN COLOUR PRINT

CDM - RESIDUAL RISKS
The following are considered to be significant risks relevant to this drawing, which could not be fully mitigated or removed through design. Further possible control measures have been identified within the Design Risk Assessments which may help to mitigate these and other identified risks further during the construction / maintenance process.

GENERAL

All dimensions to be checked on site. No responsibility is accepted for works by building contractor and sub-contractors.
All works to be carried out in accordants with current Codes of Practice and British Standards.

STRUCTURAL

All Structural Design and Calculations to be provided by Structural Engineer

NOTES:

0m 1m 2m 3m 4m 5m

VISUAL SCALE 1:50 @ A1

Proposed Materials
Walls: Red Facing Brick
Roof: Grey Roof Tiles
Windows & Doors: White UPVC

Rev	Description	Date

CODE	SUITABILITY DESCRIPTION
STATUS	STAGE - PURPOSE OF ISSUE

EMPERUS
The Old Post Office
Victoria Street
Derby
DE1 1EQ
www.emperus.co.uk

PROJECT
206 Birchwood Lane. DE55 4NF

TITLE
Proposed Floor Plans & Elevations

CLIENT
Ms Inga Zacharcukiene

DRAWN BY	CHECKED BY	DATE
T.G	T.G.	15.10.20

SCALE (@ A1)	PROJECT NUMBER
1 : 50	EMP 0004

DRAWING NUMBER	REV
A 102	

11/23/2022 6:48:49 PM