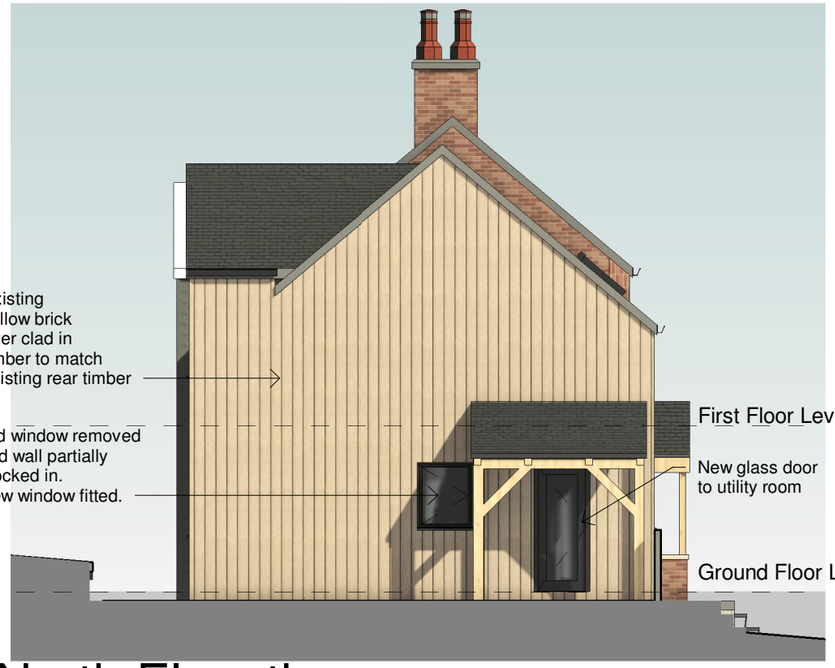

2 North Elevation

1 : 100



1 East Elevation

1 : 100



3 West Elevation

1 : 100

4 South Elevation

1 : 100

MHA
MANNING HOLDEN ARCHITECTS

0m 2m 4m 6m 8m 10m

VISUAL SCALE 1:100 @ A3

*All dimensions to be checked on site prior to the contractor starting work. This drawing does not indicate structural design - a Structural Engineer should be appointed to undertake detailed structural design and calculations. This drawing has been prepared solely for the purposes of obtaining planning consent and should not be used for construction purposes. No liability will be accepted should this drawing be used for anything other than a planning drawing.

PROJECT
4 Hollins Wood Close

SHEET
Proposed Elevations

CLIENT
Bec and Ian Daniels

Date	Project number	Scale (@ A3)
29/03/2023	400	1 : 100
Drawn by: AM	DRAWING NUMBER: GE-PR-01	REV
Checked by: AM		

06/04/2023 10:44:24

North

GE-PR-01
1

New window

New bifold doors.
Structural engineer required
for lintel above / size of nibs
at each side

Kitchen / Dining
25 m²

New door

Block existing
door
up

New
glass
door

Living Room
21 m²

4 GE-PR-01

GE-PR-012

Garage
14 m²

Old window removed
and wall partially
blocked in.
New window fitted.

900

Boot Room
8 m²

Door blocked
up

Hall
5 m²

New wall
and door

UP

WC
2 m²

Storage
3 m²

1200

High level windows -
type to be specified by
client.

High level
windows - type to
be specified by
client. Structural
engineer in put
required.

Canopy over
boot room door

Removal of wall
to be checked by
S.Eng. May need
'nibs' to support beam above

3
GE-PR-01

0m 1m 2m 3m 4m 5m

VISUAL SCALE 1:50 @ A3

*All dimensions to be checked on site prior to the contractor starting work. This drawing does not indicate structural design - a Structural Engineer should be appointed to undertake detailed structural design and calculations. This drawing has been prepared solely for the purposes of obtaining planning consent and should not be used for construction purposes. No liability will be accepted should this drawing be used for anything other than a planning drawing.

MHA
MANNING HOLDEN ARCHITECTS

PROJECT
4 Hollins Wood Close

SHEET
Proposed Ground Floor Plan

CLIENT
Bec and Ian Daniels

Date	Project number	Scale (@ A3)
29/03/2023	400	1 : 50
Drawn by: AM	DRAWING NUMBER: GP-PR-00	REV
Checked by: AM		

06/04/2023 10:44:25

North

GE-PR-01
1

Oak and glass canopy

Bedroom
11 m²

Bedroom
10 m²

Bedroom
7 m²

Bedroom
14 m²

Bathroom
8 m²

GE-PR-012

4GE-PR-01

DN

DN

New hall window to match
size and style of existing

New hall window to match
size and style of existing

3
GE-PR-01

1

01 First Floor

1 : 50

0m 2m 4m 6m 8m 10m

VISUAL SCALE 1:100 @ A3

*All dimensions to be checked on site prior to the contractor starting work. This drawing does not indicate structural design - a Structural Engineer should be appointed to undertake detailed structural design and calculations. This drawing has been prepared solely for the purposes of obtaining planning consent and should not be used for construction purposes. No liability will be accepted should this drawing be used for anything other than a planning drawing.

MHA
MANNING HOLDEN ARCHITECTS

PROJECT
4 Hollins Wood Close

SHEET
Proposed First Floor Plan 2

CLIENT
Bec and Ian Daniels

Date	Project number	Scale (@ A3)
29/03/2023	400	1 : 50
Drawn by: AM	DRAWING NUMBER: GP-PR-02	REV
Checked by: AM		

06/04/2023 10:44:25

North

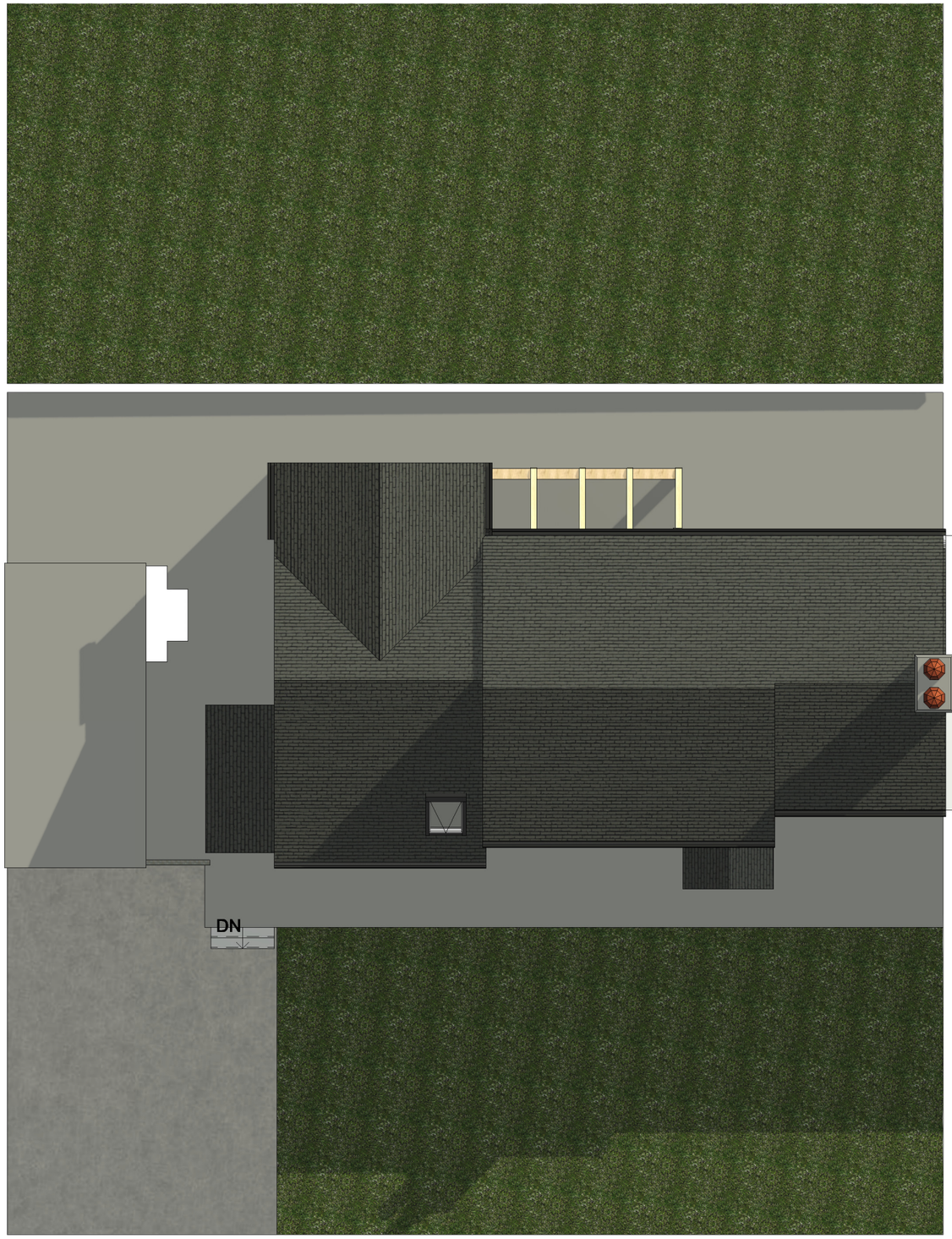

1 Roof

1 : 100

MHA

MANNING HOLDEN ARCHITECTS

0m 2m 4m 6m 8m 10m

VISUAL SCALE 1:100 @ A3

*All dimensions to be checked on site prior to the contractor starting work. This drawing does not indicate structural design - a Structural Engineer should be appointed to undertake detailed structural design and calculations. This drawing has been prepared solely for the purposes of obtaining planning consent and should not be used for construction purposes. No liability will be accepted should this drawing be used for anything other than a planning drawing.

PROJECT
4 Hollins Wood Close

SHEET
Proposed Roof Plan

CLIENT
Bec and Ian Daniels

Date	Project number	Scale (@ A3)
29/03/2023	400	1 : 100
Drawn by: AM	DRAWING NUMBER: GP-PR-03	REV
Checked by: AM		

06/04/2023 10:44:26

North



1 Site Block Plan

1 : 500

0m 10m 20m 30m 40m 50m

VISUAL SCALE 1:500 @ A3



2 Site Location Plan

1 : 1250

0m 25m 50m 75m 100m 125m

VISUAL SCALE 1:1250 @ A3

MHA
MANNING HOLDEN ARCHITECTS

*All dimensions to be checked on site prior to the contractor starting work. This drawing does not indicate structural design - a Structural Engineer should be appointed to undertake detailed structural design and calculations. This drawing has been prepared solely for the purposes of obtaining planning consent and should not be used for construction purposes. No liability will be accepted should this drawing be used for anything other than a planning drawing.

PROJECT
4 Hollins Wood Close

SHEET
Proposed Site Plans

CLIENT
Bec and Ian Daniels

Date	Project number	Scale (@ A3)
29/03/2023	400	As indicated
Drawn by: AM	DRAWING NUMBER: GP-PR-04	REV
Checked by: AM		

06/04/2023 10:44:27



1 3D View 01



2 3D View 02

MHA
MANNING HOLDEN ARCHITECTS

PROJECT
4 Hollins Wood Close

SHEET
Proposed 3D Views 2

CLIENT
Bec and Ian Daniels

Date	Project number	Scale (@ A3)
29/03/2023	400	
Drawn by: RI	DRAWING NUMBER: GP-PR-05	REV:
Checked by: AM		

06/04/2023 10:44:30