Schedule of trees					
Ref.	Common Name	Physiol.	Struct.	Category	RPA Rad.
G3	Lawson cypress	Good	Good	C2	1.5m
T1	Copper beech	Good	Good	A2	7.6m
T2	Leyland cypress	Good	Good	C2	5.2m
T4	Leyland cypress	Good	Good	C2	3.2m

NORTH

2

12

14

2

T4 Leyland cypress

G3 Lawson cypress

T1 Copper beech

T2 Leyland cypress

7.6

FENCE

FENCE

FENCE

FENCE

Ground protection, offset by 0.2m from foundation line, consisting of inter-linked 20mm wooden boards placed on top of a 100mm compression-resistant layer of woodchip or sharp sand, laid onto a geotextile membrane.

New boundary fence.

Examples of Tree Protection Barriers from BS5837 2012

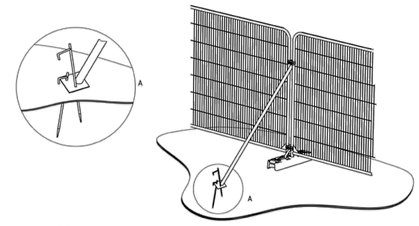

a) Stabilizer strut with base plate secured with ground pins.

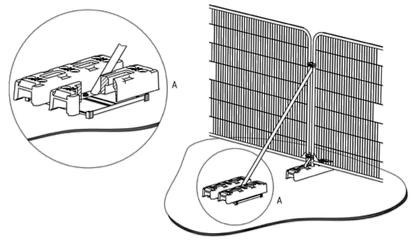

b) Stabilizer strut mounted on block tray.

1 Porous/permeable wearing course
2 Separation geotextile (100-300g/m2)
3 HDPE geocell filled with aggregate
4 Base geotextile (300g/m2 min.)
5 Existing subgrade

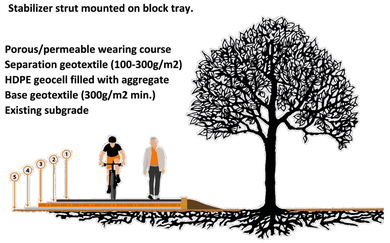

Geocell 'no-dig' construction for access drives and parking near trees to minimise root damage. There are several proprietary systems based on 3-dimensional cellular confinement systems that allow pedestrian and vehicular surfaces to be laid within the RPA. Further details can be obtained from companies including Geosynthetics Cellweb and Terram Geocell.

Protective Measures

- Barriers will have all-weather notices attached with words such as:

  "CONSTRUCTION EXCLUSION ZONE – NO ACCESS".
- The construction exclusion zones will be protected by barriers before any materials or machinery are brought onto the site. The barriers will remain in place until completion of all works.
- Due to the highly alkaline leachate produced during the curing of wet concrete, concrete will not be poured within the RPA unless an impermeable liner has been installed.
- To avoid contamination and compaction no materials will be stored within 10 metres of a tree trunk or on any unprotected soil surfaces. This includes building materials, scaffolding, fuel, site huts and temporary toilets.
- Notice boards will not be attached to any part of a tree and no fires will be allowed within 10 metres of the canopy or the protective barrier of any retained tree.
- The main contractor will be responsible for:
  - Monitoring of all operations with regard to tree protection on site.
  - The compliance of sub-contractors.
  - Ensuring that the planning conditions attached to the planning consent are adhered to at all times.

Site Guidance Notes

1: Monitoring protection
https://www.barrelltreecare.co.uk/resources/technical-guidance/sgn01/

2: Fencing protected trees
https://www.barrelltreecare.co.uk/resources/technical-guidance/sgn02/

3: Ground protection
https://www.barrelltreecare.co.uk/resources/technical-guidance/sgn03/

4: Pollution control
https://www.barrelltreecare.co.uk/resources/technical-guidance/sgn04/

5: Site cranes and piling rigs
https://www.barrelltreecare.co.uk/resources/technical-guidance/sgn05/

6: Height restrictions
https://www.barrelltreecare.co.uk/resources/technical-guidance/sgn06/

7: Excavation in root protection areas
https://www.barrelltreecare.co.uk/resources/technical-guidance/sgn07/

8: Removing surfacing and structures in root protection areas
https://www.barrelltreecare.co.uk/resources/technical-guidance/sgn08/

9: Installing/upgrading surfacing in root protection areas
https://www.barrelltreecare.co.uk/resources/technical-guidance/sgn09/

10: Installing structures in root protection areas
https://www.barrelltreecare.co.uk/resources/technical-guidance/sgn10/

11: Installing services in root protection areas
https://www.barrelltreecare.co.uk/resources/technical-guidance/sgn11/

12: Landscaping in root protection areas
https://www.barrelltreecare.co.uk/resources/technical-guidance/sgn12/

All dimensions in metres

AT2TREESURVEY.CO.UK

Tree Gradings
A
B
C
U
Tree for removal
Root protection area (RPA)

2 Zouche Close
Heanor

Tree Protection Plan: Rev A

4-Apr-23 Scale 1:100 at A1

2 Zouche Close, Heanor AIA.dwg