

A 21-00_Proposed Elevation A
1 : 200

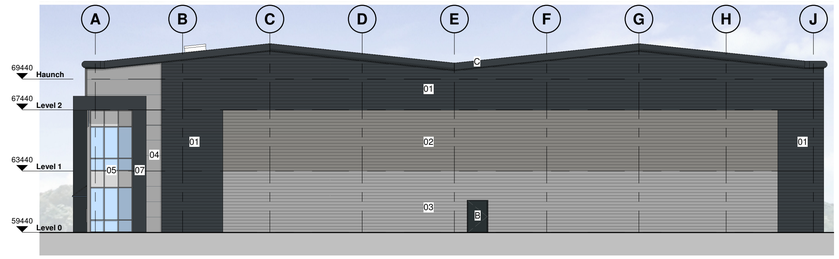

B 21-00_Proposed Elevation B
1 : 200

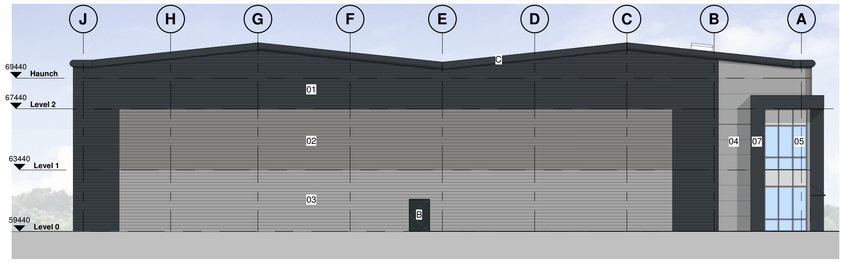

C 21-00_Proposed Elevation C
1 : 200

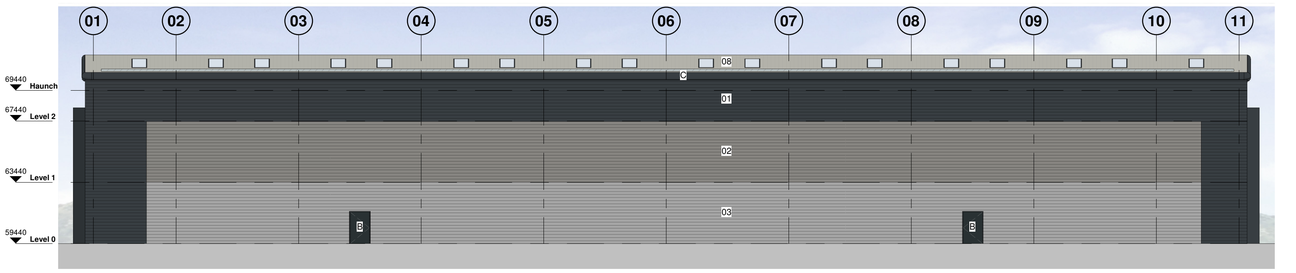

D 21-00_Proposed Elevation D
1 : 200

0m 4m 8m 12m 16m

VISUAL SCALE 1:200 @ A1

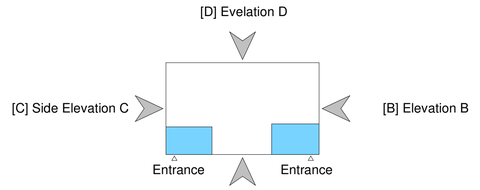

Elevation Reference Key

BUILDING FABRIC MATERIALS SCHEDULE

01	Wall Type 1 - Trapezoidal profile horizontal built-up metal cladding (twin skinned, insulated) - Anthracite (RAL 7016)
02	Wall Type 2 - Trapezoidal profile horizontal built-up metal cladding (twin skinned, insulated) - Grey Aluminium (RAL 9007)
03	Wall Type 3 - Trapezoidal profile horizontal built-up metal cladding (twin skinned, insulated) - Silver (RAL 9006)
04	Wall Type 4 - Mini-Microrib Composite Cladding, Colour Silver (RAL 9006)
05	Wall Type 5 - Aluminium Curtain Walling System PPC Anthracite (RAL 7016) Framing with Double Glazed infills (solar control)
06	Double Glazed aluminium ribbon window system with louvre panels over - PPC Anthracite (RAL 7016)
07	Mini-Microrib Composite Cladding to portico framing, Colour Anthracite (RAL 7016)
08	Roof Type 1 - Trapezoidal profile horizontal built-up metal cladding (twin skinned, insulated) - Goosewing Grey (BS 10 A 05) with intergrated polycarbonate trapezoidal rooflights.
09	Wall Type 4 - Mini-Microrib Composite Cladding, Colour Grey Aluminium (RAL 9007)
A	Operational Door - Level Access Sectional Insulated Shutter, Plastisol coated finish in Anthracite (RAL 7016)
B	Personnel Doorset Galvanised Steel, PPC finish Anthracite (RAL 7016), Thermally insulated core
C	Profiled Eaves / Verges / RW Goods - bespoke system aluminium profiles, PPC finish in Anthracite (RAL 7016)
D	Photovoltaic panels, refer to M&E Engineers details for additional information

Drawing Status
PLANNING

This drawing is © C4 Projects and is not to be copied, reproduced or re-distributed either in whole or in part without the prior written permission of the originator.

The originator shall have no responsibility for any liability, loss, cost, damage or expense arising from or relating to any use of this document other than for its intended purpose on this project.

This drawing shall be read in conjunction with all other relevant drawings, specifications and associated documentation. Any discrepencies, errors or omissions are to be reported to the originator before proceeding with work.

All dimensions are to be checked on site by the contractor prior to proceeding with any work. This drawing shall not be scaled to ascertain any dimensions, work to figured dimensions only.

DISCLAIMER
When this drawing is issued in CAD, it is an uncontrolled version issued for information only, to enable the recipient to prepare their own documents/ drawings for which they are solely responsible.

SOFTWARE INTEROPERABILITY
C4 Projects prepared this drawing using Autodesk REVIT Architecture.

C4 Projects does not accept liability for any loss or degradation of any information held in the drawing resulting from the translation from the original file format to any other file format or from the recipients reading of it in any other programme.

Hazard Identification		
ref	hazard	date

PROJECT NOTES

1. Construction Issue production information to be used for sub-contractor design to achieve design intent.

2. Design information indicated on this drawing is to be used solely for **COORDINATION** purposes.

3. Development proposals are to be read in conjunction with all referenced drawings and documents.

4. Any proposed ground or floor slab levels are indicative and subject to change to suit Engineered design and/or determined by site conditions.

Rev	Revision Details	Drawn	Date	Checked
P7	Office orientation revised	CH	15.03.23	
P6	Unit split into 2 individual units	CH	30.11.22	
P5	Elevations amended & updated	JW	10.11.22	CH
P4	Updated to suit revised building scheme	JW	23.05.22	CH
P3	Tender Issue	BE	01.02.22	SS
P2	Drawing updated for Planning	BE	05.10.20	PM
P1	Issued for Planning	II	20.12.19	DC

C4 Projects
Quayside,
Wilderspool Business Park,
Stockton Heath,
WA4 6HL
t: 01925 751 852
e: info@c4projects.co.uk
www.c4projects.co.uk
Project Management • Architecture • Building Surveying • Cost Consultancy

Client
Total Developments (NW) Ltd

Project
New B1,B2 & B8 Units
Access 26 Business Park
Langley Mill, Nottingham, NG16 4HY

Drawing Title
Unit 2 - Elevations as Proposed

Status Purpose of Issue
S2 SUITABLE FOR INFORMATION

Drawn by	II	Created	09.12.18
C4 Job no.	19103	Scale	As indicated @ A1
Drg no.	19103-C4P-V2-ZZ-DR-A-2100	Rev	P7