N.B. SITE MEASURE BEFORE MANUFACTURE

WINDOW OPENING
AW1/AW2

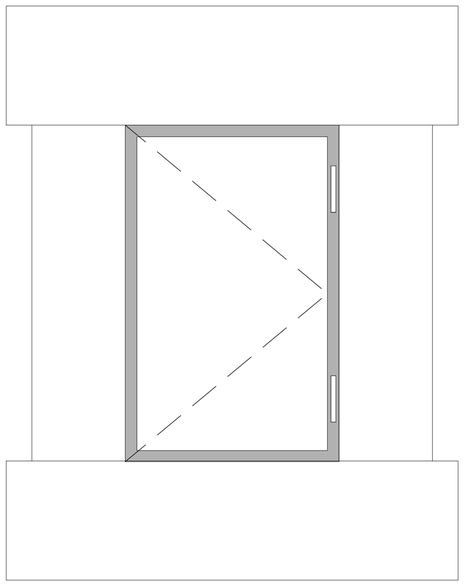

Bronze Casement Window

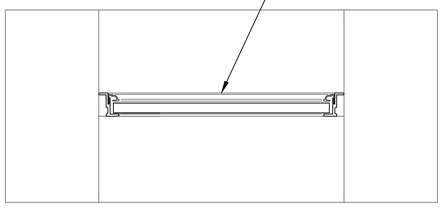

AW1/AW2

E3 EXAMPLE DETAIL AW1/AW2
Scale: 1:100

WINDOW OPENING
GW6

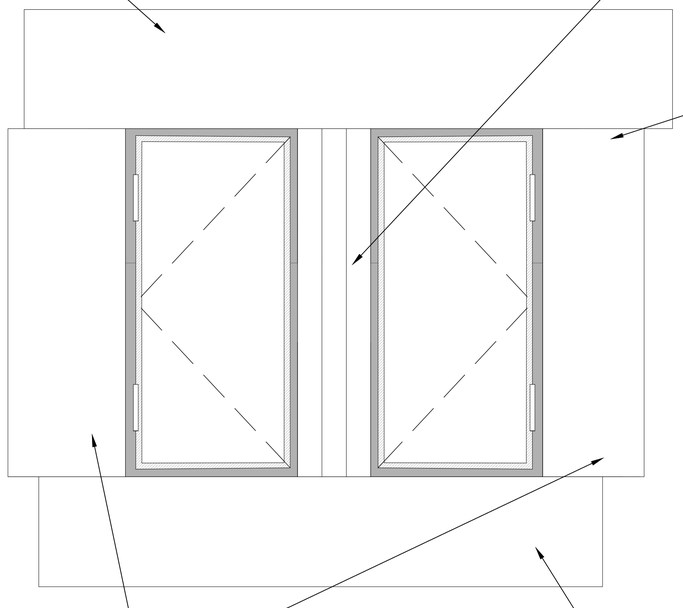

E3 **EXTERIOR ELEVATION**
Scale: 1:100

BRONZE CASEMENT WINDOW SPECIFICATION

DIMENSIONS	
Frame depth	31mm
Fixed light sightline (internal)	17mm
Opening casement sightline (internal)	30mm

U-VALUE	
U-value performance based on a 16mm double glazed unit made up of 4mm float/8mm 90% Krypton filled cavity/4mm Planitherm total + with warm edge spacer	
Fixed casement overall value	1.7W/m^{2}K
Opening casement overall value	1.9W/m^{2}K
Centre pane value	1.2W/m^{2}K

GENERAL NOTES:

1 All finishes disturbed and all damage caused resulting from the works is to be made good.

2 This drawing is to be read in conjunction with Drawing Nos issued with the prefix 1160/ and any specification of materials and works together with any accompanying schedules that may be issued.

3 Inform the Architects of all untoward findings or discrepancies.

4 Written dimensions are to be taken in preference to scaled. All dimensions are to be confirmed on site prior to commencement of the works. Do not scale from these drawings. If in doubt ask.

5 Where Architects approval is required the Architects confirm that a minimum of 1 week notice must be given for inspection.

6 Where possible the Architects have undertaken not to specify deleterious materials.

7 This drawing is copyright ©. Smith and Roper retain copyright of this drawing and other project documents under the Copyright Designs and Patents Act 1988 with all rights reserved excepting that Smith and Roper hereby grant license to the client named below for the use of such drawings and documents in matters relating only to the project stated below. Under no circumstances may this drawing or associated documents be copied in whole or in part or used elsewhere without the express permission of Smith and Roper.

FITNESS OF MATERIALS:
All materials shall be new unless otherwise stated and shall comply with the current British Standards/Codes of Practices and or have a BBA Certificate. All materials/components shall be used and fixed in accordance with the manufacturer's recommendations. The Architects are to be informed of any anomalies or discrepancies. Where possible the Architects have undertaken not to specify deleterious materials.
No dimensions other than those indicated should be taken from the drawings.
Construction dimensions should be checked by the main contractor prior to the commencement of work.

Key:

Revision Notes:

SMITH AND ROPER
ARCHITECTS AND SURVEYORS
Established 1959
Buxton Road, Bakewell, Derbyshire, DE45 1BZ
TEL: 01629 812722 FAX: 01629 814390
www.smithandroper.com

Project Title:
WHITEHOUSE FARM
IRETON WOOD

Drawing Title:
Proposed Window Details for AW1, AW2 & AW6

Drawn/Check: **GRLS-SG-TCS-IC**	
First Issue: DECEMBER 2022	RIBA Stage: **4**
Current Issue: APRIL 2023	Scale: **1:100 at A1**
Drawing Number: **1160-302**	Revision: *****