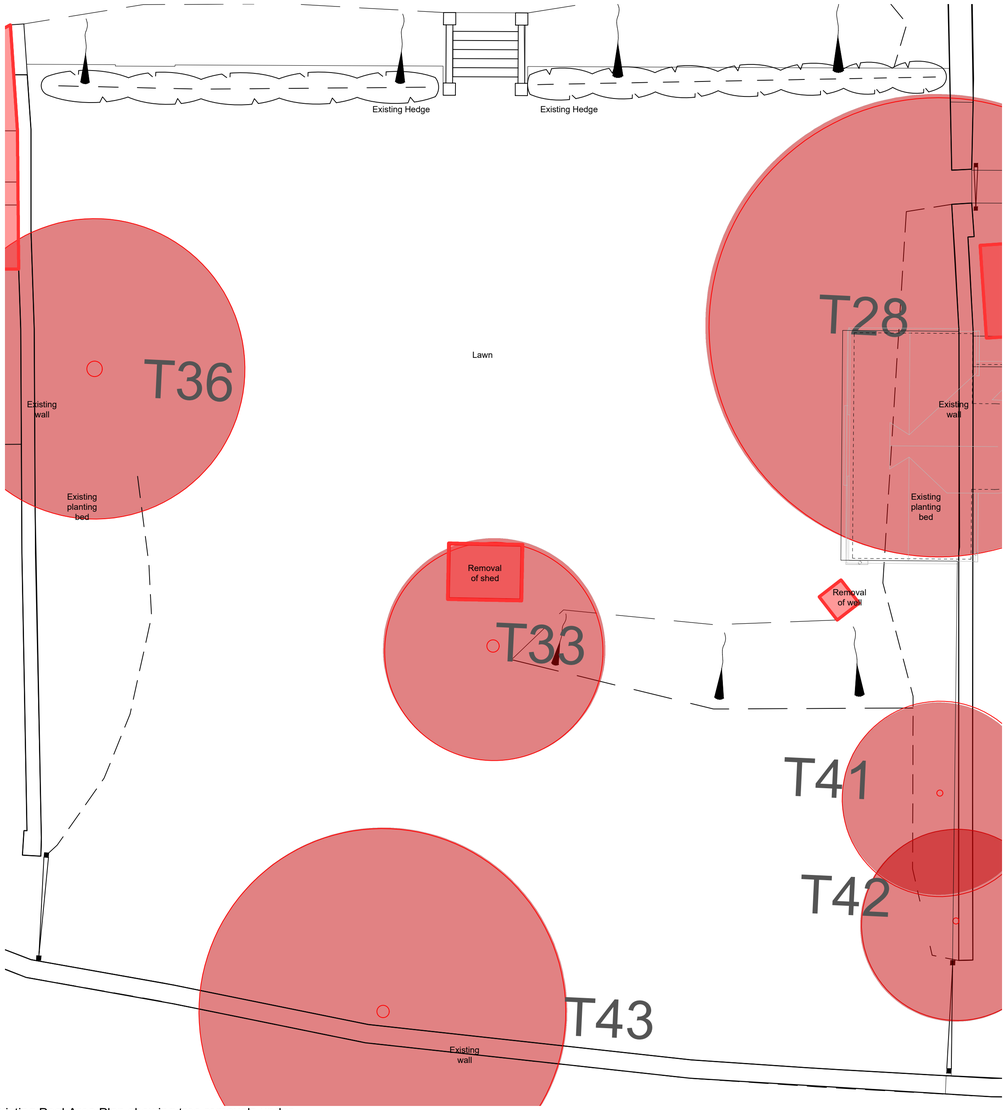

Existing Pool Area Plan showing tree removals under Derbyshire County Council TPO application 1:100@A1

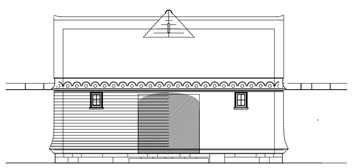

West Elevation of Pool House
1:100@A1

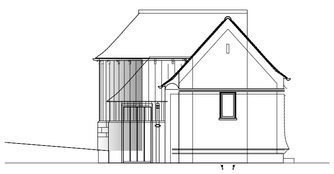

North Elevation of Pool House
1:100@A1

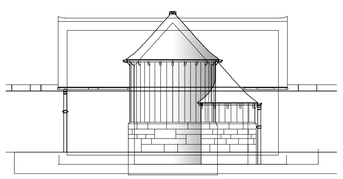

East Elevation of Pool House
1:100@A1

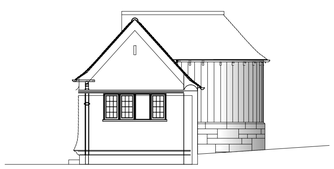

South Elevation of Pool House
1:100@A1

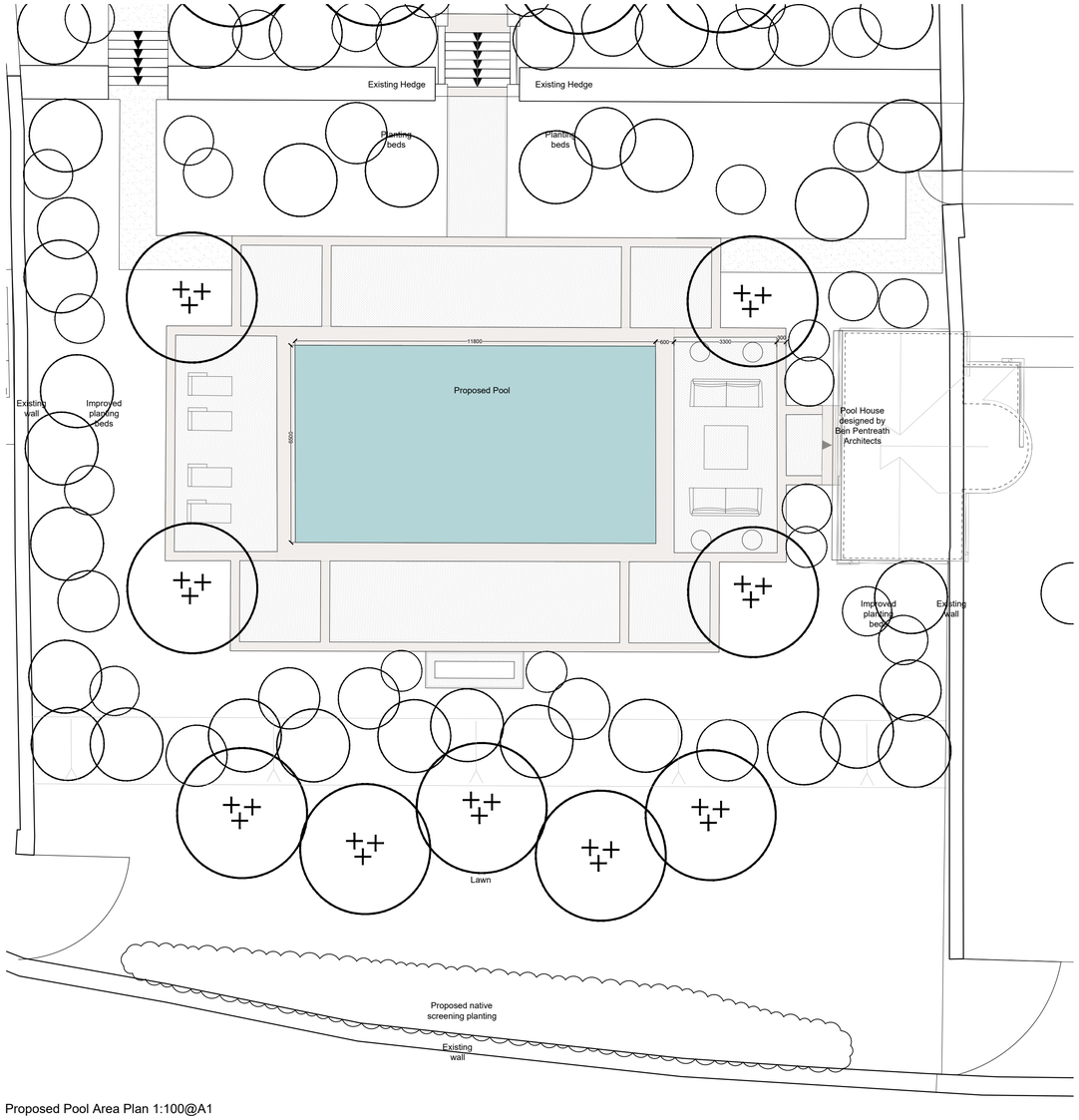

Proposed Pool Area Plan 1:100@A1

KEY 1:200

SURFACE

BRICK HERRINGBONE
Clay / Brick pavers to compliment material tones of house laid in herringbone pattern

NEW PAVING
300 mm wide stone edging - local grit stone or similar approved

LOOSE GRAVEL
Loose gravel aggregate to match existing. Sample to be approved.

LANDSCAPE ELEMENTS

FREESTANDING PLANTER

GATE

EXISTING TREES OUTSIDE OF BOUNDARY

EXISTING TREES TO BE RETAINED

PROPOSED MULTI-STEM TREES

PROPOSED CLEAR-STEM TREES

PROPOSED SHRUBS

HEDGE / TOPIARY

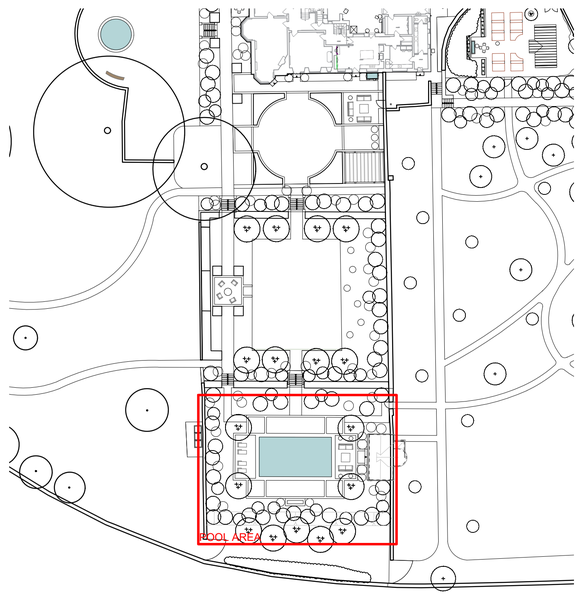

Location Plan 1:500@A1

GENERAL NOTES

Do not scale from this drawing, If in doubt ask the landscape architect.

This drawing is to be read in conjunction with the all relevant MEP, Civils, Structural and Architects drawings and information.

All work to be undertaken to the satisfaction of the local authority building control, Planning Department & conservation officer (if relevant). All workmanship and materials shall comply with the latest British Standards and codes of practice.

All dimensions are in millimetres unless stated otherwise, the contractor is responsible for verification of dimensions on site with any discrepancies to be reported back to the Landscape Architects prior to commencing works.

Contractor is to make good all disturbed surfaces, and is to conduct themselves on site in a tidy and workmanlike manner.

The contractor will be held to have examined the documents, visited the site, to have satisfied themselves with regards to and made allowance for local conditions and restrictions likely to affect the execution of the works, the accessibility of the works, the full extent and nature of the intended operations, the supply of (and all existing or possible conditions affecting) labour, and any difficulties to be overcome in the execution of the contract generally.

No claim on the ground of lack of such knowledge will be entertained.

All specialist manufactured items or works are to be carried out and installed in accordance with manufacturers recommendations and requirements.

Photographic evidence is to be supplied by the contractor throughout the works.

Sample panels of walls/ materials may be requested prior to actual installation of the relevant element on site.

This drawing is the property of Alistair W Baldwin Associates Ltd and should not be reproduced without their express & written consent.

N

REV	DATE	NOTE
A	24.04.2023	Planning

☐ preliminary ☐ comment ☐ construction
☒ planning ☐ tender ☐ record

Drawn	Checked
AL	AWB

CLIENT NAME: JONATHAN AND REBECCA GLASSBERG
PROJECT NO.: AWB.207
PROJECT NAME: LEA WOOD HALL
DWG NO.: AWB.207 P305
DWG NAME: PROPOSED POOL AREA 1 of 2 - PLANNING

DATE: 24.04.2023
SCALE: varies @A1
REVISION: A

Do not scale from drawing

ALISTAIR W BALDWIN
LANDSCAPE ARCHITECTURE | GARDEN DESIGN