

Rear elevation

Scale = 1:100

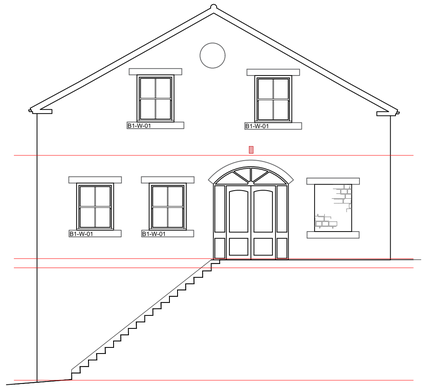

Side elevation

Scale = 1:100



Front elevation

Scale = 1:100

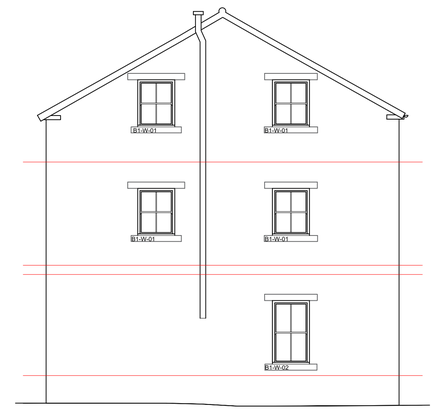

Side elevation

Scale = 1:100

Elevation key

- 100W LED external light
- 50W LED external light

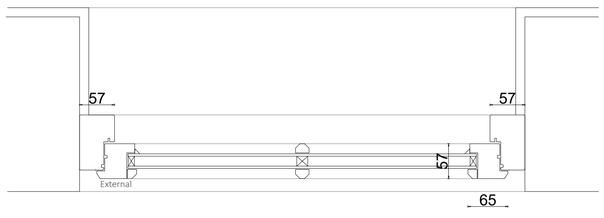

Window Section Detail 1:5

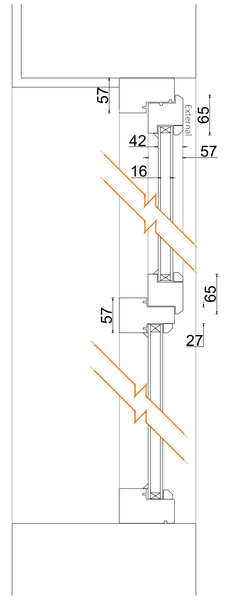

Window Section Detail 1:5

Building 1 - Window schedule

All dimensions to be checked on site by window manufacturer

All windows to be painted (RAL 7016) timber

Window reference	Window design (all dimensions to structural opening)
B1-W-01	
B1-W-02	

Please note

- Do not scale off drawings.
- Drawing to be printed in full colour.
- This drawing is to obtain client approval only. Should persons carrying out works wish to change specification / design then do so at their own risk.
- Boundaries positions, dimensions and levels are to be checked on site by the chosen contractor; any anomalies / discrepancies are to be reported to green 2k design ltd - When setting out proposed work, contractor to ensure that above and below ground works are contained solely within applicant land ownership.
- All materials specified are to be used strictly in accordance with manufacturers recommendations and codes of practice.
- Where planning permission is sought, all external materials are to be submitted to, and approved in writing by the local authority planning section prior to work commencing on site, unless stated otherwise within the planning approval notice.
- Block and site plans are reproduced under license from the ordnance survey.
- Information given on this drawing regarding the position of any services are given for your assistance and guidance only. Where the works approach the position of services it will be necessary to use locating apparatus or hand excavated trial holes to locate them.
- We will not consider land ownership or legal matters such as easements of light or air unless specifically requested to do so.
- Please note if any drainage below or within 3 meters of the proposal is found to be a public sewer, permission must be sought by way of a building over agreement from the statutory water authority prior to beginning work on site.

Rev	Date	Int	Details
'C'	10/08/22	RTJ	External lighting positions
'B'	28/04/22	RTJ	Window finishes
'A'	27/04/22	RTJ	Window schedule

green2k design
Architectural Designers & Chartered Surveyors

Thomas Henry House,
First Floor,
1-5 Church Street,
Ripley,
Derbyshire,
DE5 3BU

t 01773 512935
f 0870 8362206
e info@green2kdesign.com

Client Details
Mr T Godkin

Site Address
Butterley iron works
Ripley
Derbyshire

Proposed Work
Change of use of existing structures

Drawing Title
Building 1 - Proposed elevations

Drawn: - Bn/Trw | Date: - Nov 2021

Job Status: -
'Concept issue'

Job No: -
1520

Sheet No: - 013 | Rev . 'C'

Scale: - 1:100 @ A1