

ROOF

Key

Line of Site Boundary

Materials

1. Proposed red brickwork
2. Grey concrete roof tiles
3. UPVC Windows

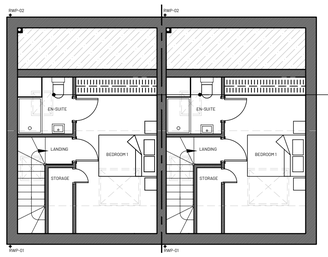

SECOND FLOOR

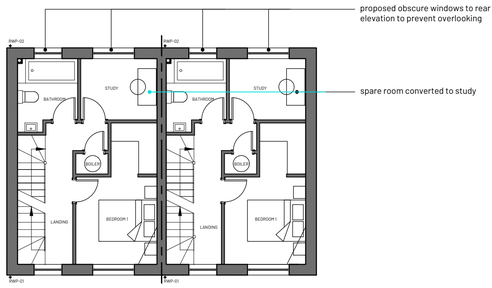

FIRST FLOOR

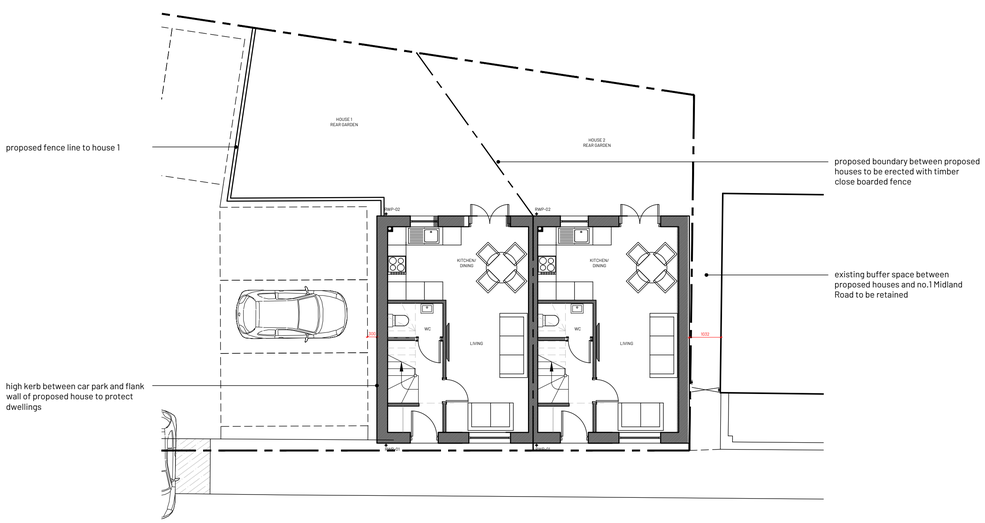

GROUND FLOOR

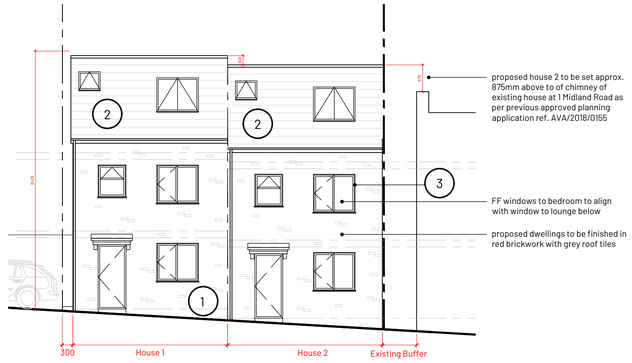

ELEVATION A
FRONT ELEVATION (MIDLAND ROAD)

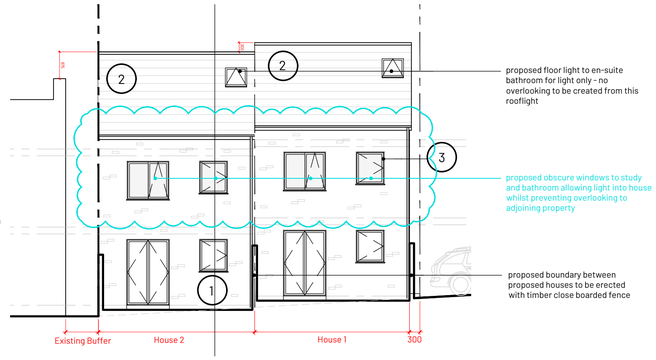

ELEVATION B
REAR ELEVATION (FROM REAR OF PROPOSED HOUSES)

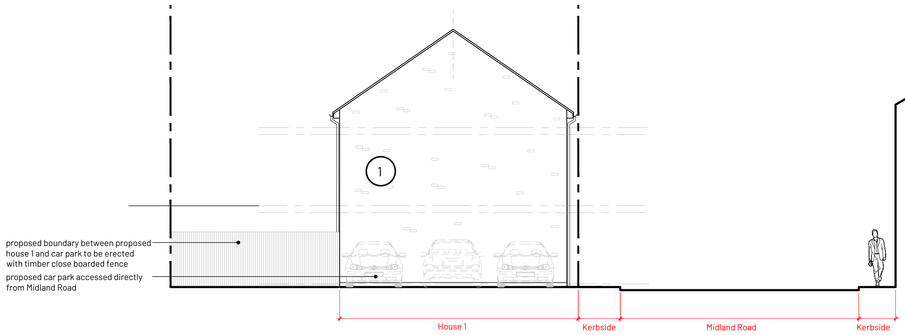

ELEVATION C
SIDE ELEVATION (FROM CAR PARK)

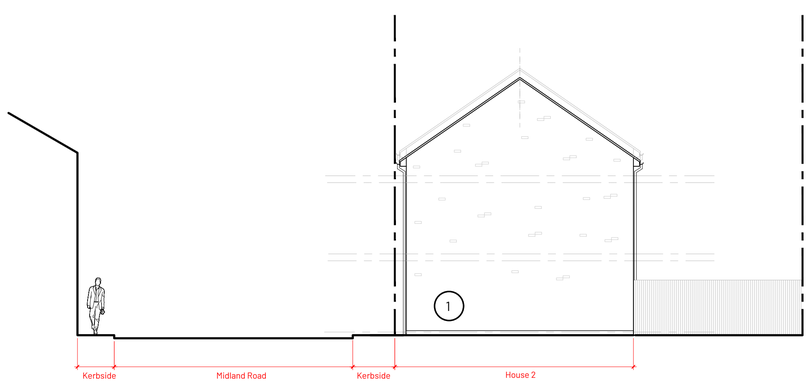

ELEVATION D
SIDE ELEVATION (FROM NO.1 MIDLAND ROAD)



SCALE BAR 1:100

notes:

1. Do not scale this drawing
2. Drawing to be used for the status indicated only
3. All dimensions and setting out shall be checked and confirmed and any discrepancies to be reported to the Designer prior to commencement of any work
4. All work and materials to be in accordance with current statutory legislation, relevant codes of practice and British Standards
5. Drawing to be read in accordance with relevant consultants and sub-contractors drawings and specifications
6. This drawing is the property of the Designer and is not to be used in whole or in part without written consent

-	First issue	25/03/22
A	Planning issue	13/06/22
B	Revised Planning Issue	24/03/23
C	Revised design following requests requests by planning officer for minor amendments	23/04/02
D	Revised design following requests by planning officer for minor amendments	23/04/24
E	Revised design following requests from planning officer for further comments	23/05/24

Various amendments highlighted in colour for clarity

no. **revision** **date**

OCTO ARCHITECTS

key plan:



project:

Loscoe Road
Heanor
Derbyshire
DE75 7FG

title:

Proposed Plans & Elevations
Midland Road Houses

scale:	sheet:	date:
1:100	A1	June 2022

drawing status:

Planning

drawing no: 226 - PL - 03

rev: E