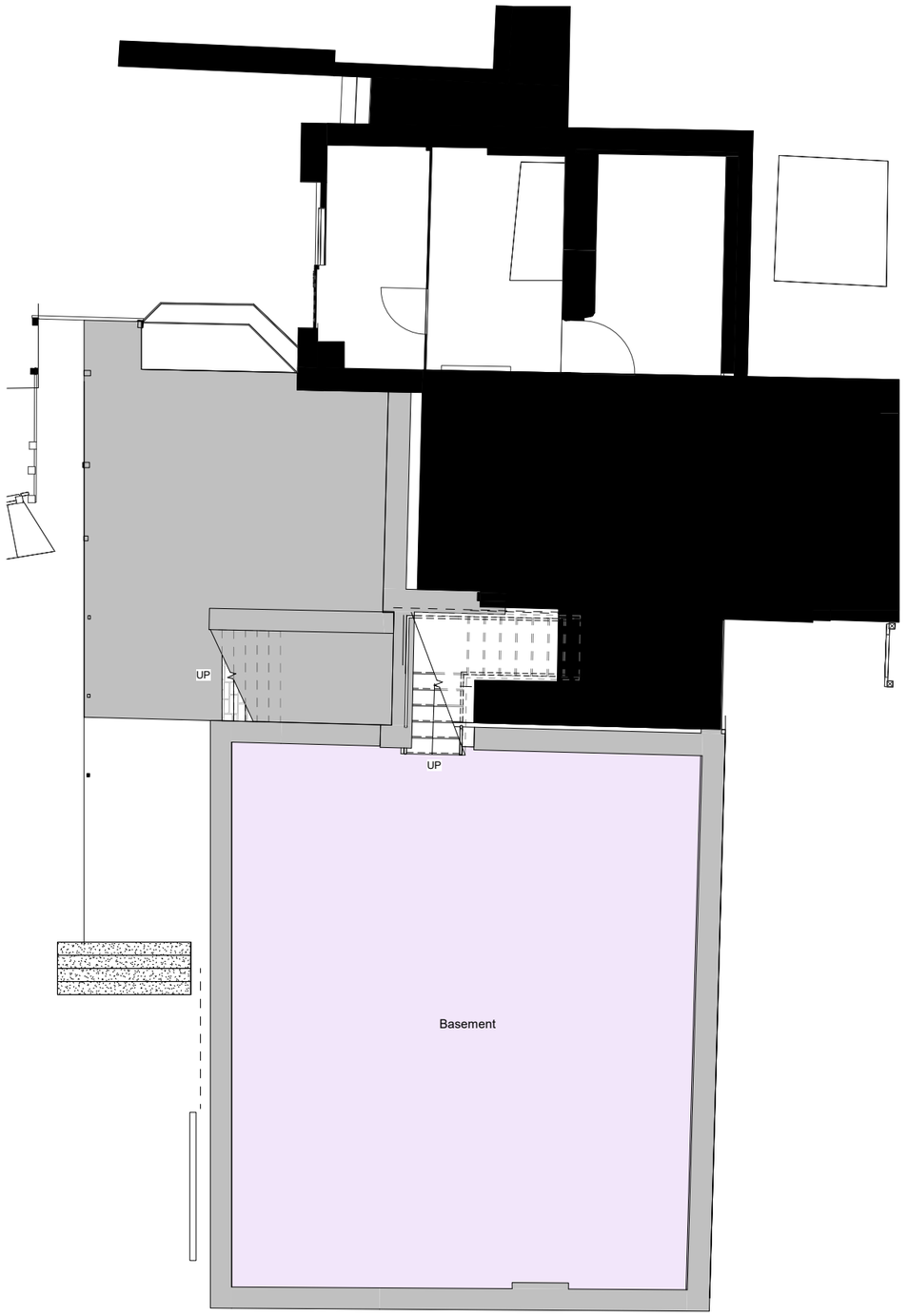

GROUND FLOOR
1 : 50

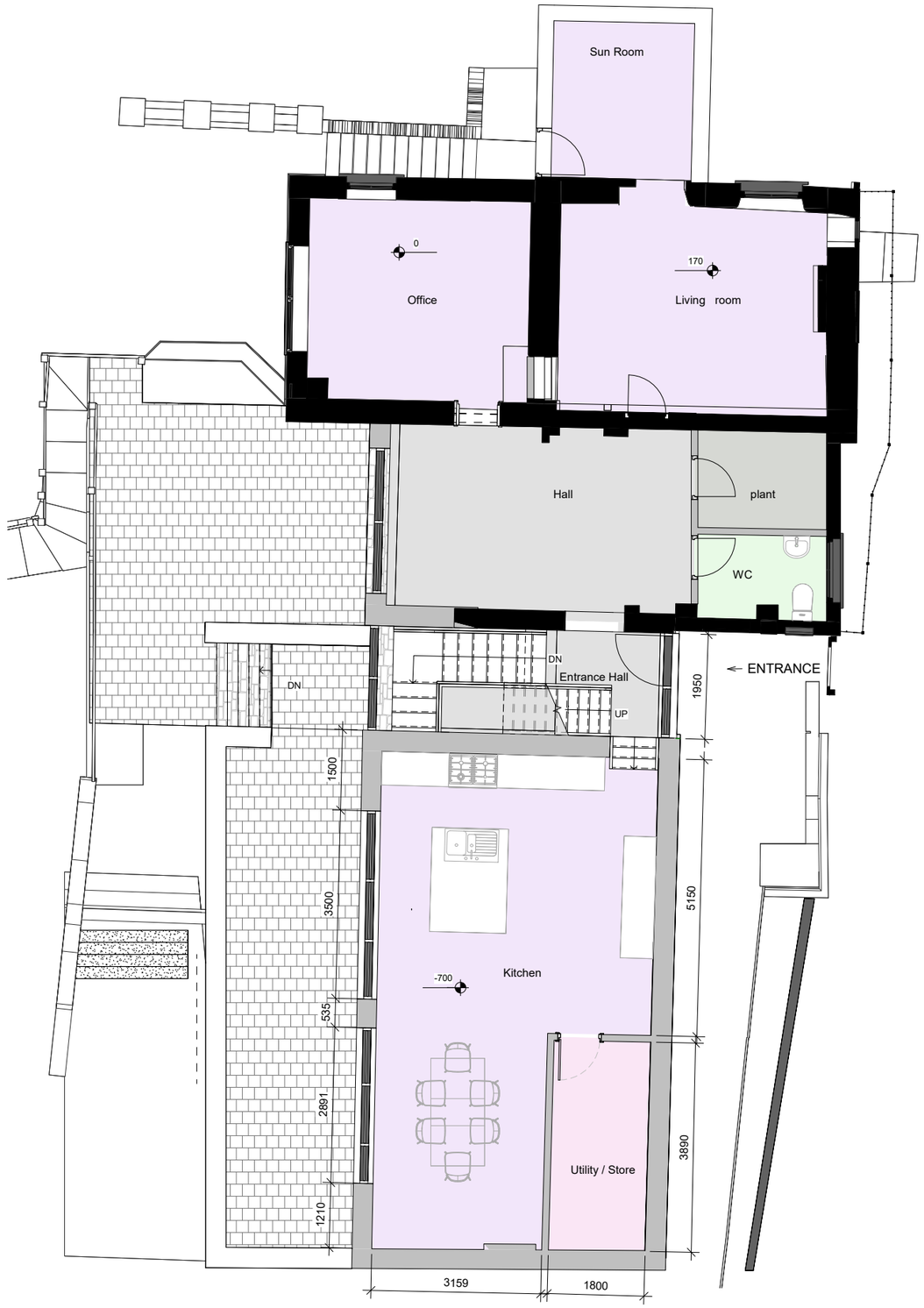

FIRST FLOOR
1 : 50

MHA
MANNING HOLDEN ARCHITECTS

0m 1m 2m 3m 4m 5m

VISUAL SCALE 1:50 @ A1

*All dimensions to be checked on site prior to the contractor starting work. This drawing does not indicate structural design - a Structural Engineer should be appointed to undertake detailed structural design and calculations. This drawing has been prepared solely for the purposes of obtaining planning consent and should not be used for construction purposes. No liability will be accepted should this drawing be used for anything other than a planning drawing.

N

PROJECT
125 Hazelwood Road, Duffield
Derbyshire

SHEET
Proposed Plans

CLIENT
Kyle McMaster

Date	Project number	Scale (@ A1)
27.03.2023	Project Number	1 : 50

Drawn by	DRAWING NUMBER	REV
MJD	AP103	3
Checked by		
Checker		

06/06/2023 18:37:48

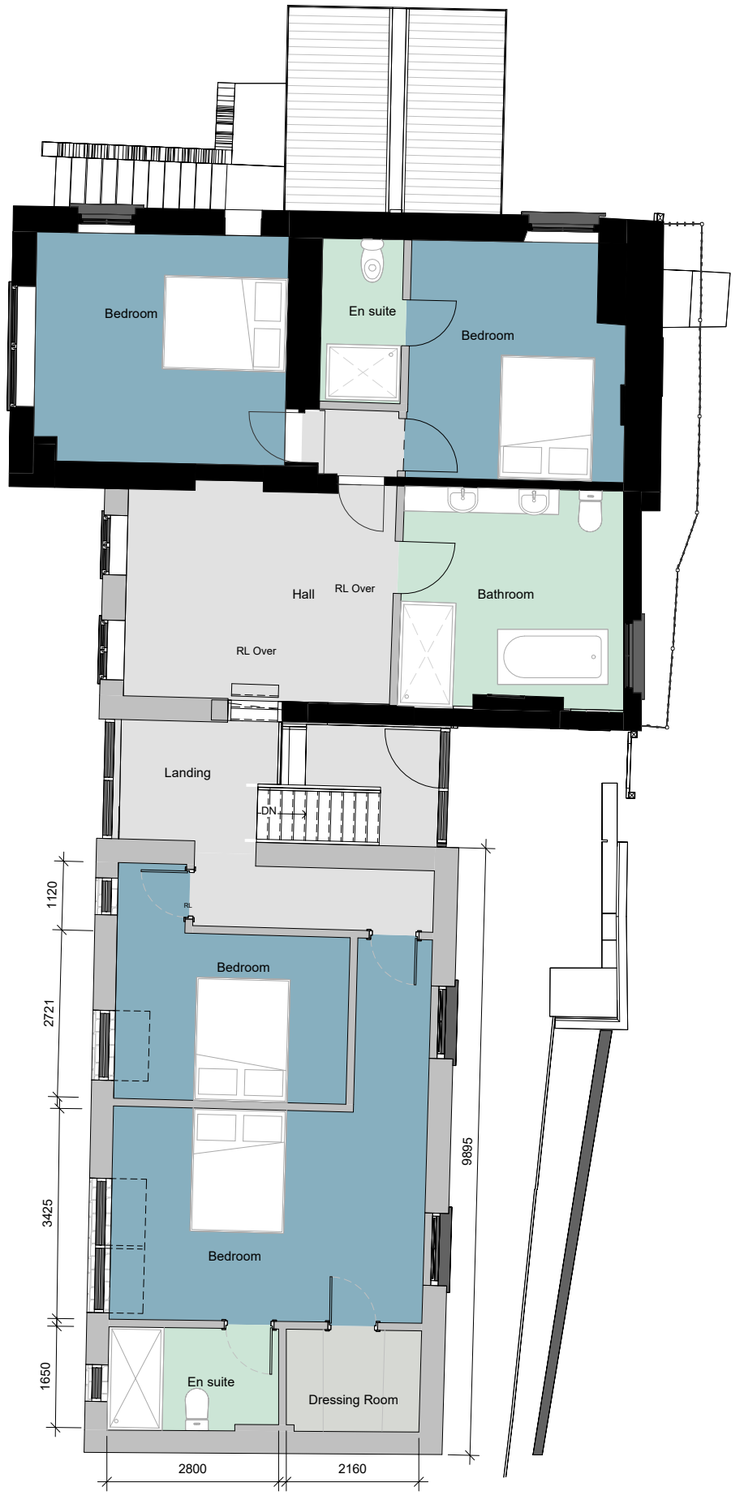

SECOND FLOOR
1 : 50

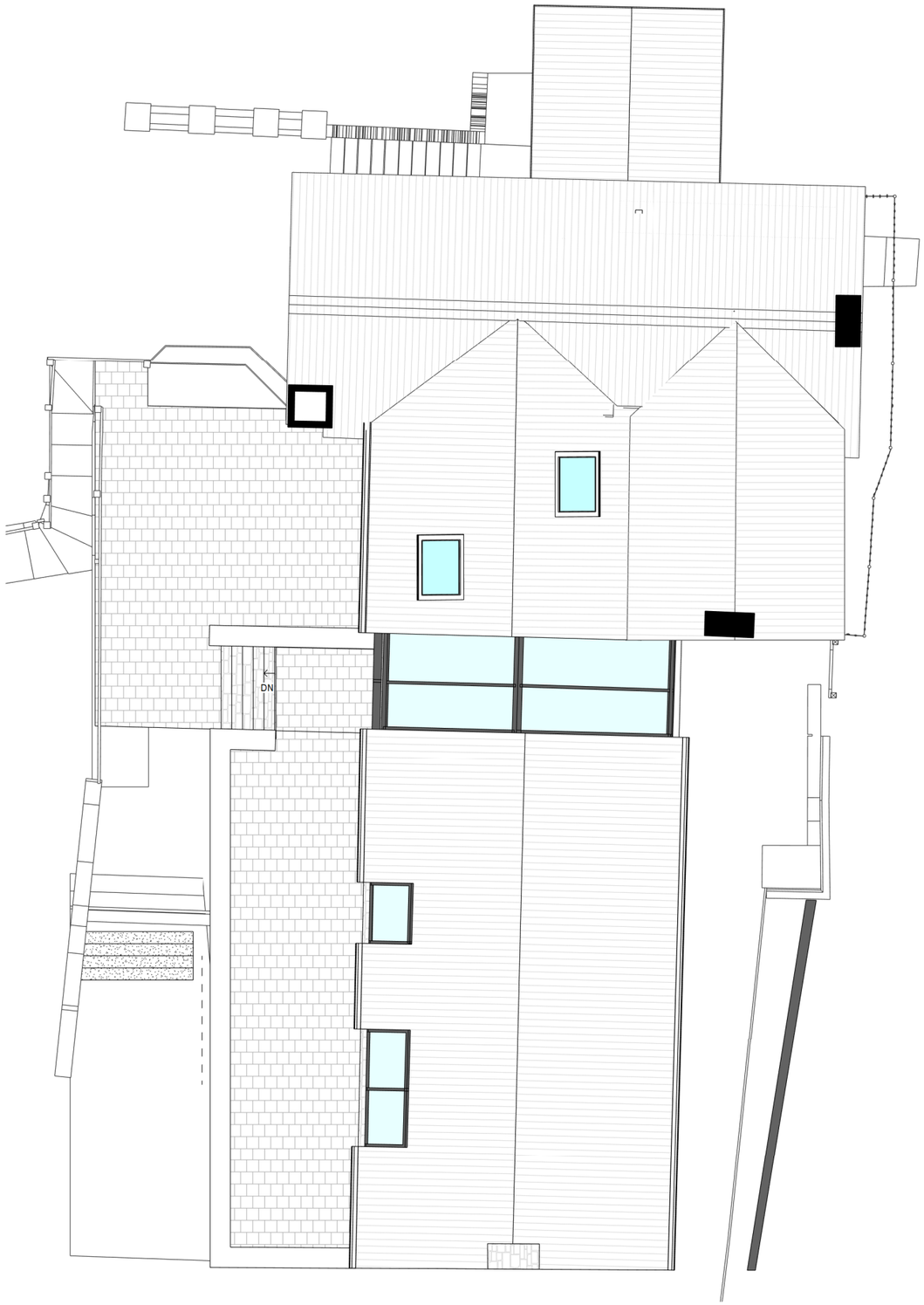

ROOF
1 : 50

MHA
MANNING HOLDEN ARCHITECTS

0m 1m 2m 3m 4m 5m

VISUAL SCALE 1:50 @ A1

*All dimensions to be checked on site prior to the contractor starting work. This drawing does not indicate structural design - a Structural Engineer should be appointed to undertake detailed structural design and calculations. This drawing has been prepared solely for the purposes of obtaining planning consent and should not be used for construction purposes. No liability will be accepted should this drawing be used for anything other than a planning drawing.

N

PROJECT
125 Hazelwood Road, Duffield
Derbyshire

SHEET
Proposed Plans

CLIENT
Kyle McMaster

Date	Project number	Scale (@ A1)
27.03.2023	Project Number	1 : 50

Drawn by	DRAWING NUMBER	REV
Author	AP104	
Checked by		
Checker		

09/06/2023 18:38:00

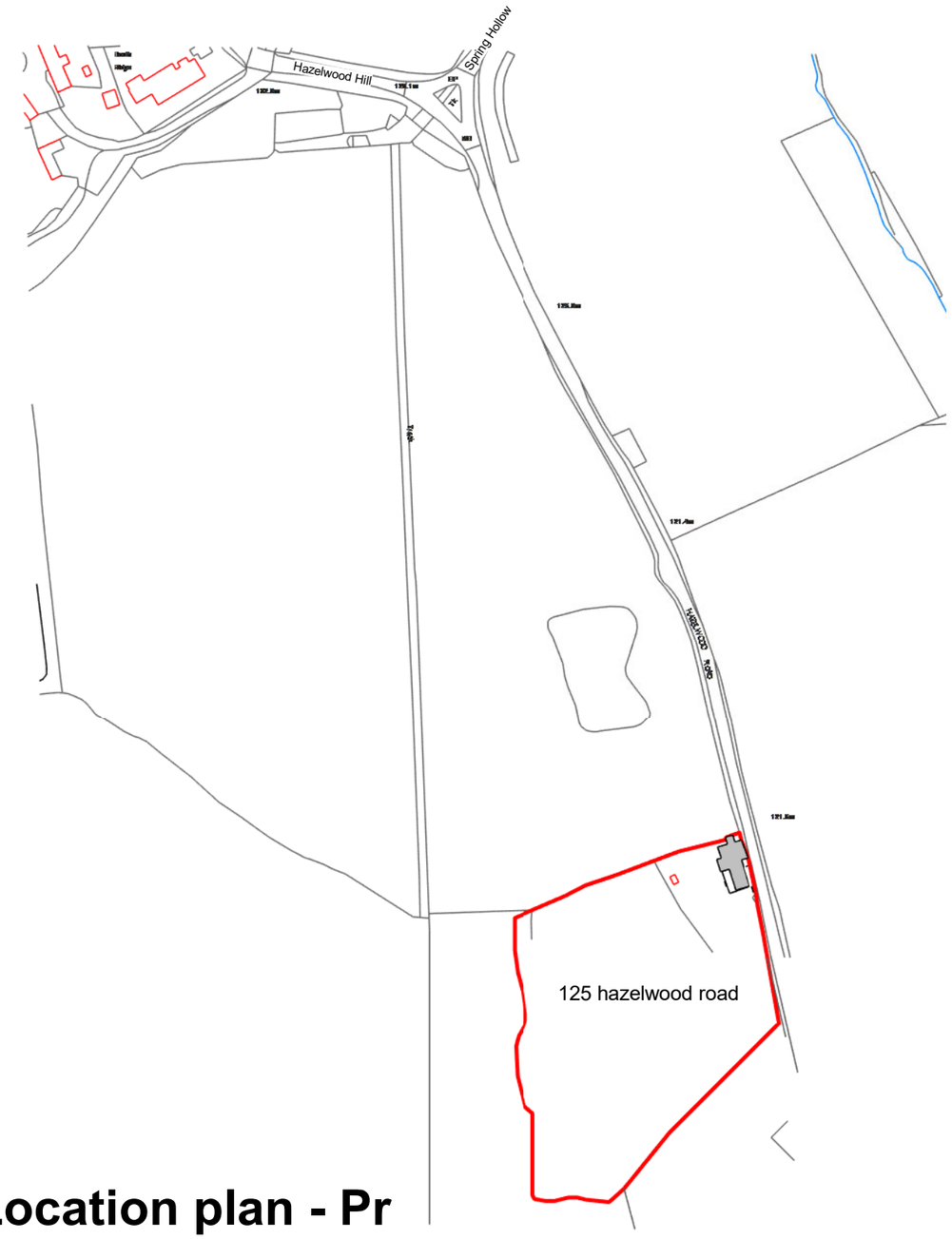

Site Location plan - Pr
1 : 2500

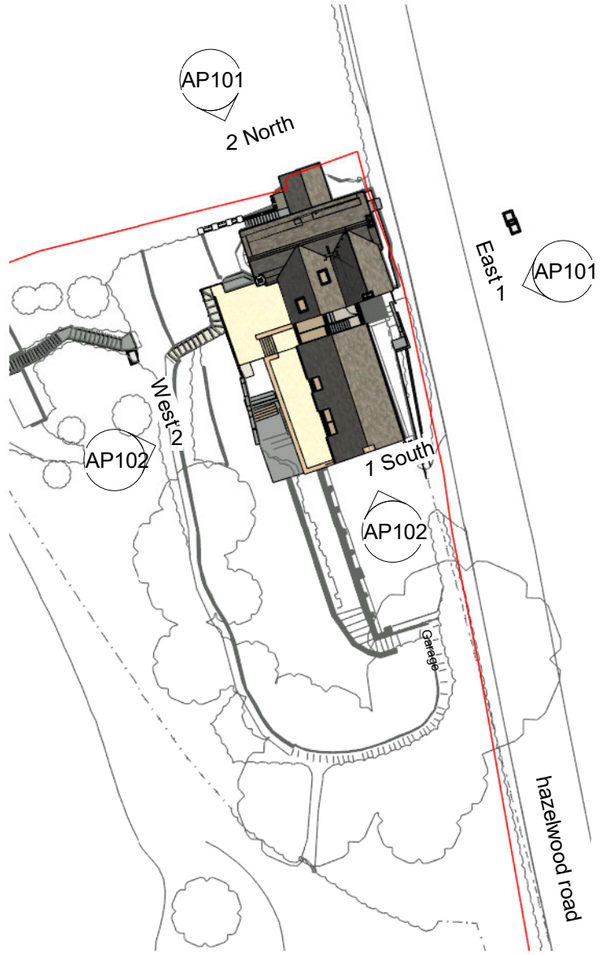

Site Block plan
1 : 500

MHA
MANNING HOLDEN ARCHITECTS

0m 10m 20m 30m 40m 50m

VISUAL SCALE 1:500 @ A3

*All dimensions to be checked on site prior to the contractor starting work. This drawing does not indicate structural design - a Structural Engineer should be appointed to undertake detailed structural design and calculations. This drawing has been prepared solely for the purposes of obtaining planning consent and should not be used for construction purposes. No liability will be accepted should this drawing be used for anything other than a planning drawing.

N

PROJECT
125 Hazelwood Road, Duffield
Derbyshire

SHEET
Proposed Site Block Plan

CLIENT
Kyle McMaster

Date	Project number	Scale (@ A3)
27.03.2023	Project Number	As indicated
Drawn by: Author	DRAWING NUMBER: AP105	REV
Checked by: Checker		

05/06/2023 15:24:04



East
1 : 50



North
1 : 50

PLANNING MATERIAL KEY

1	New coursed stone	4	new roof tiles - natural slate	7	Precast stone lintel
2	low profile rooflight	5	Dark grey Window	8	Black painted metal rainwater goods
3	Glass link	6	Stone coping	9	Offwhite Render

MHA
MANNING HOLDEN ARCHITECTS

0m 1m 2m 3m 4m 5m

VISUAL SCALE 1:50 @ A1

*All dimensions to be checked on site prior to the contractor starting work. This drawing does not indicate structural design - a Structural Engineer should be appointed to undertake detailed structural design and calculations. This drawing has been prepared solely for the purposes of obtaining planning consent and should not be used for construction purposes. No liability will be accepted should this drawing be used for anything other than a planning drawing.

PROJECT
125 Hazelwood Road, Duffield
Derbyshire

SHEET
Proposed Elevations 01

CLIENT
Kyle McMaster

Date	Project number	Scale (@ A1)
27.03.2023	Project Number	1 : 50

Drawn by	DRAWING NUMBER	REV
MJD	AP101	
Checked by		
MH		

08/06/2023 11:34:24

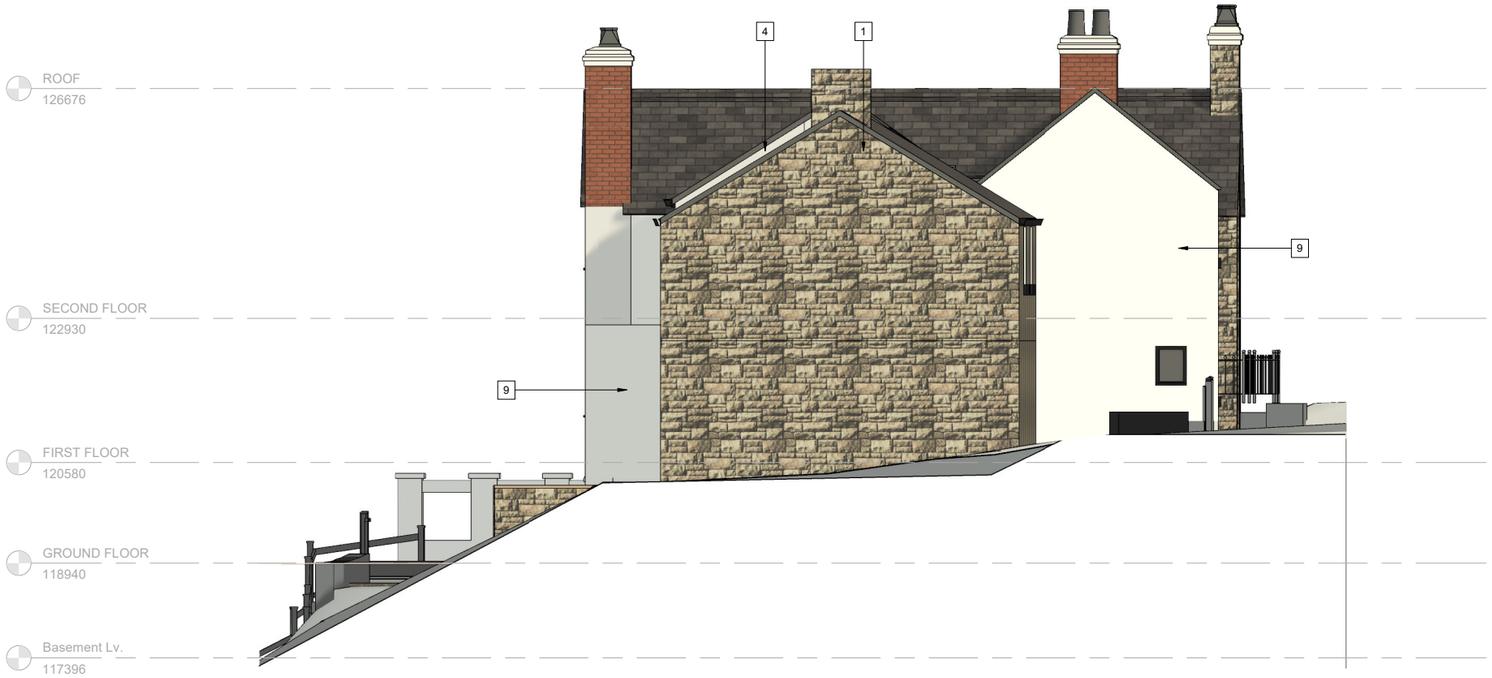

South
1 : 50



West
1 : 50

PLANNING MATERIAL KEY

1	New coursed stone	4	new roof tiles - natural slate	7	Precast stone lintel
2	low profile rooflight	5	Dark grey Window	8	Black painted metal rainwater goods
3	Glass link	6	Stone coping	9	Offwhite Render

MHA
MANNING HOLDEN ARCHITECTS

0m 1m 2m 3m 4m 5m

VISUAL SCALE 1:50 @ A1

*All dimensions to be checked on site prior to the contractor starting work. This drawing does not indicate structural design - a Structural Engineer should be appointed to undertake detailed structural design and calculations. This drawing has been prepared solely for the purposes of obtaining planning consent and should not be used for construction purposes. No liability will be accepted should this drawing be used for anything other than a planning drawing.

PROJECT
125 Hazelwood Road, Duffield
Derbyshire

SHEET
Proposed Elevations 02

CLIENT
Kyle McMaster

Date	Project number	Scale (@ A1)
27.03.2023	Project Number	1 : 50
Drawn by: MJD	DRAWING NUMBER: AP102	REV
Checked by: MH		

06/06/2023 18:37:19