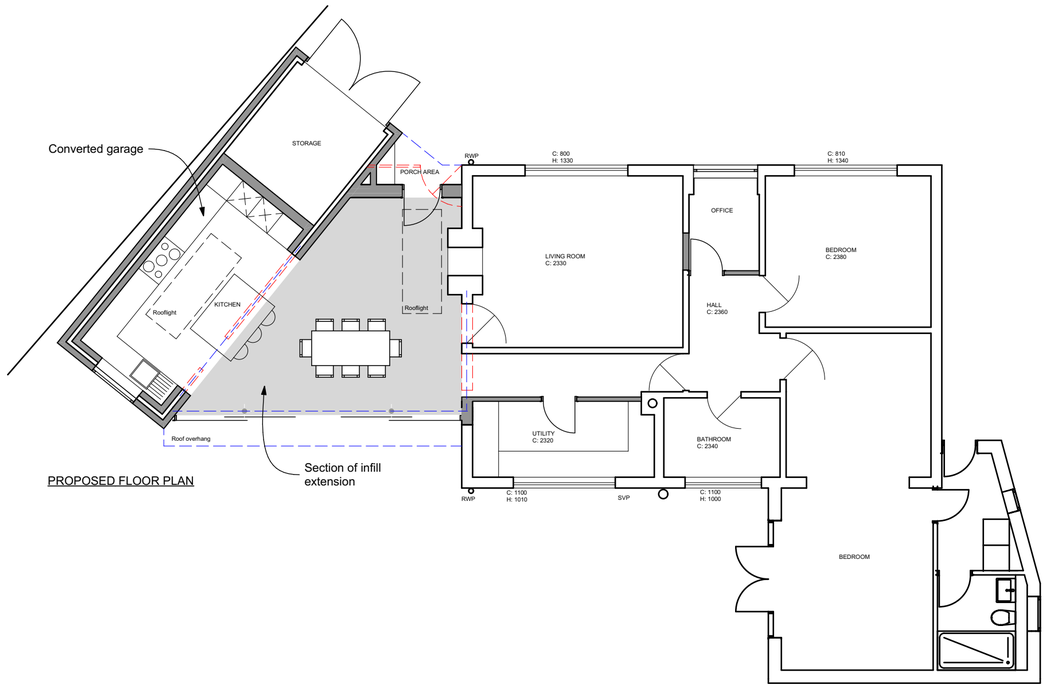

PROPOSED FLOOR PLAN

Section of infill extension

Notes:

Copyright retained in accordance with the copyright design and patents act 1988.
Dimensions must not be scaled from this drawing. The contractor is to check and verify all building and site dimensions before work is commenced. The Contractor is to check and verify with all Statutory Authories and Employer the local and condition of any underground or overhead services or confirm that none exist prior to work commencing on site.

CDM Regulations 2015:

Denotes a significant hazard or difficult to manage procedure. Please refer to 'Designer Risk Assessment' for further information regarding mitigation of hazards.

CDM Regulations, require all projects to:
- Have workers with the correct skills, knowledge, training and experience.
- Contractors providing appropriate supervision, instruction and information.
- A written Construction Phase Plan.

Swain Architecture are appointed as 'Designer' only, unless appointed by the client in writing to confirm Swain Architecture's role as 'Principal Designer'.

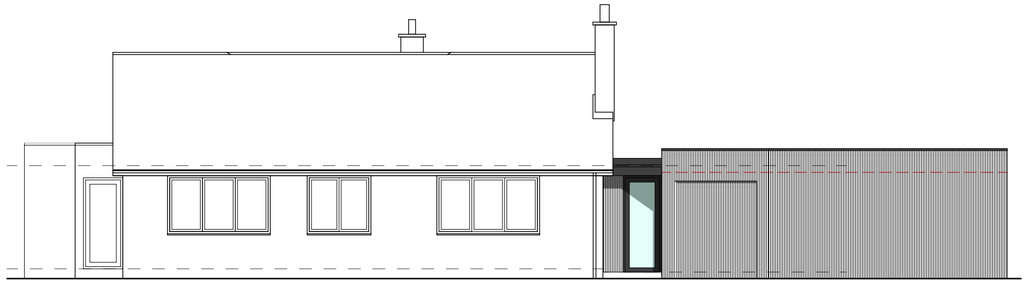

PROPOSED FRONT ELEVATION

0 1 2 3 4 5



PROPOSED SIDE / SOUTH EAST ELEVATION

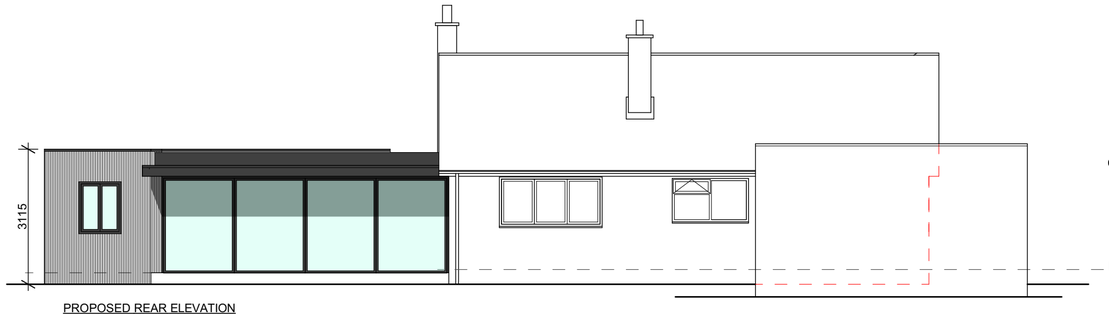

PROPOSED REAR ELEVATION

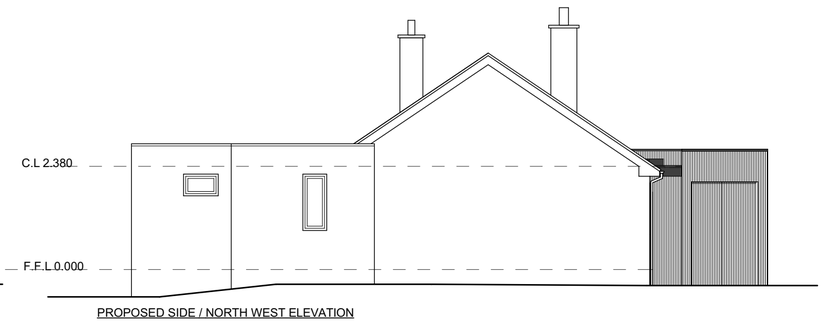

PROPOSED SIDE / NORTH WEST ELEVATION

Rev	Description	Date

SWAIN ARCHITECTURE
W: www.swainarchitecture.com
E: info@swainarchitecture.com
T: 0115 972 7685
Mohan Business Centre, Tamworth Road, Long Eaton, Nottingham, NG10 1BE.

Client: Mr and Mrs Selwood
Project: 9 Springfield Drive
Drawing: Proposed Plans
Number: 20.229 S03.01 Rev A
Date: July 2020
Paper Size: A2 Scale: 1:100
Drawn By: ER Checked By: