Transformer Elevations

(Scale: 1:50@A4)

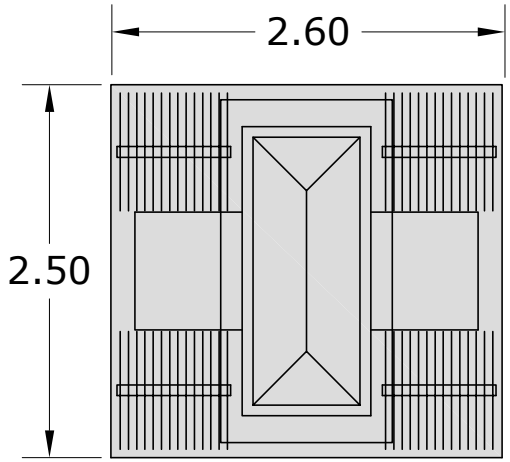

Plan

Left Elevation

Right Elevation



Notes:

- All dimensions in meters

MERCIA POWER RESPONSE Ltd
Strelley Hall
Main Street
Strelley
Nottingham
Nottinghamshire
NG8 6PE

TITLE: Transformer Layout and Elevations		
DATE:	16/06/2023	DRAWING NO. MPR-BFL-004
DRAWN BY:	P.FORD	
SCALE	1:50 @A3	Rev:

Switchroom Elevations

(Scale: 1:100 @A4)

Front Elevation

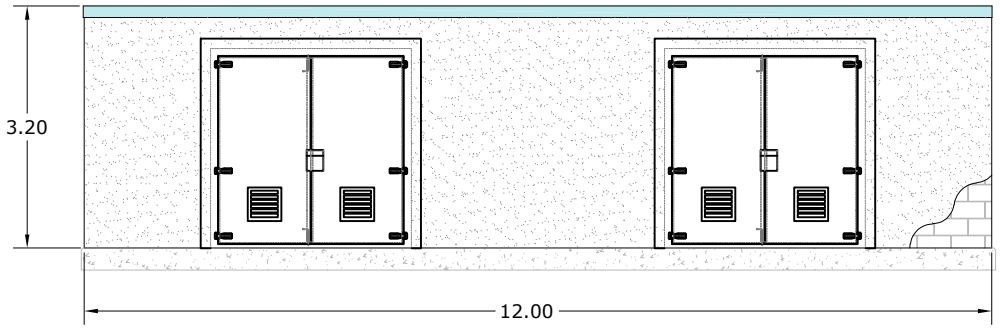

Roof Plan

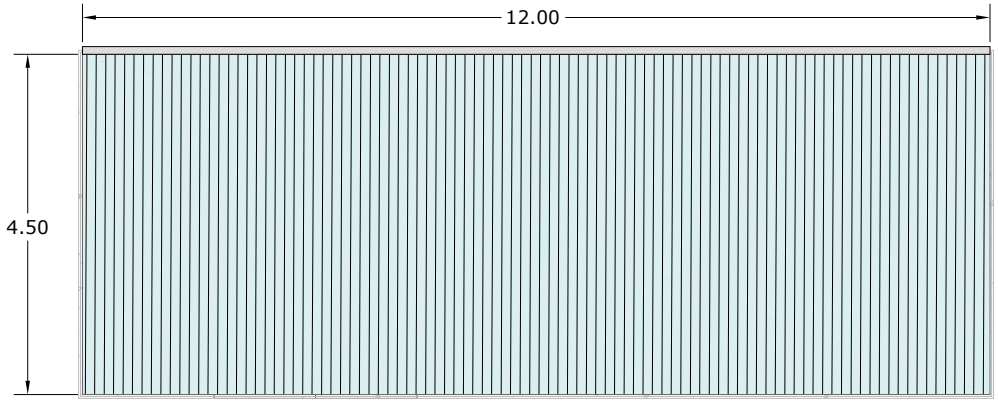

Rear Elevation

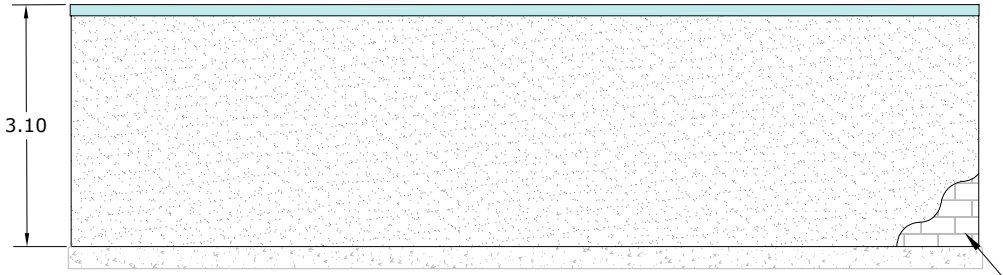

Left/Right Elevation

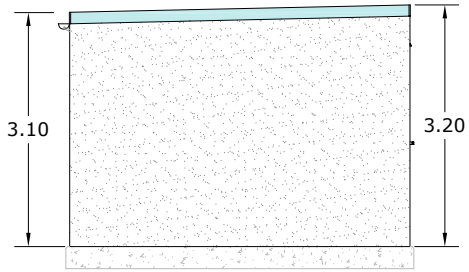

Notes:

- All dimensions in meters

MERCIA POWER RESPONSE

MERCIA POWER RESPONSE Ltd
Strelley Hall
Main Street
Strelley
Nottingham
Nottinghamshire
NG8 6PE

TITLE: Switchroom Layout and Elevations		
DATE:	16/06/2023	DRAWING NO. MPR-BFL-005
DRAWN BY:	P.FORD	
SCALE	1:100 @A4	Rev:

Control Kiosk Elevations (Scale: 1:50 @A3)

Front Elevation

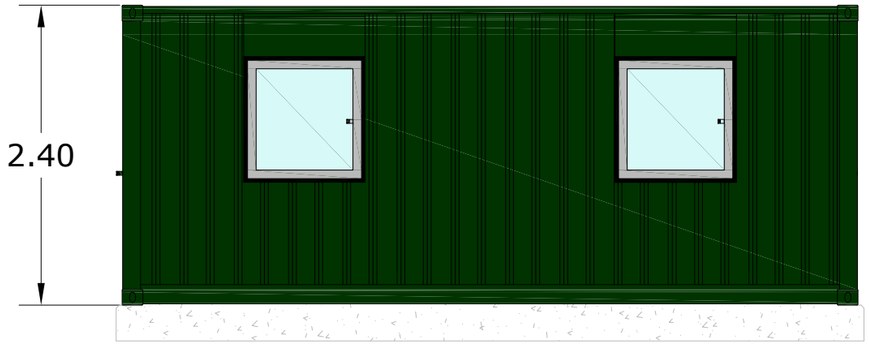

Plan

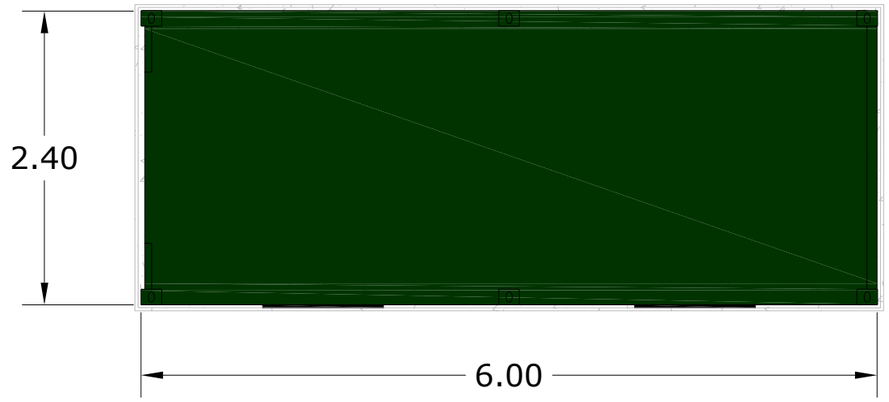

Rear Elevation

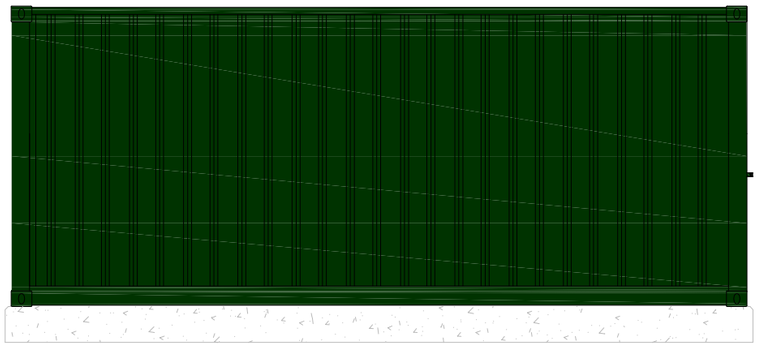

Left Elevation

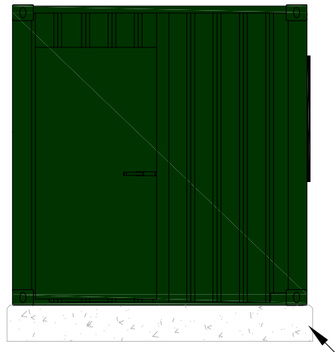

Right Elevation

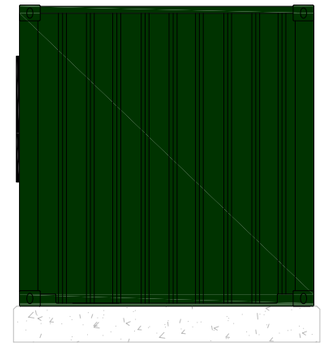

Notes:
- All dimensions in meters

MERCIA POWER RESPONSE

MERCIA POWER RESPONSE Ltd
Strelley Hall
Main Street
Strelley
Nottingham
Nottinghamshire
NG8 6PE

TITLE: Welfare/Control Kisok Layout and Elevations		
DATE:	16/06/2023	DRAWING NO. MPR-BFL-006
DRAWN BY:	P.FORD	
SCALE	1:50 @A3	Rev:

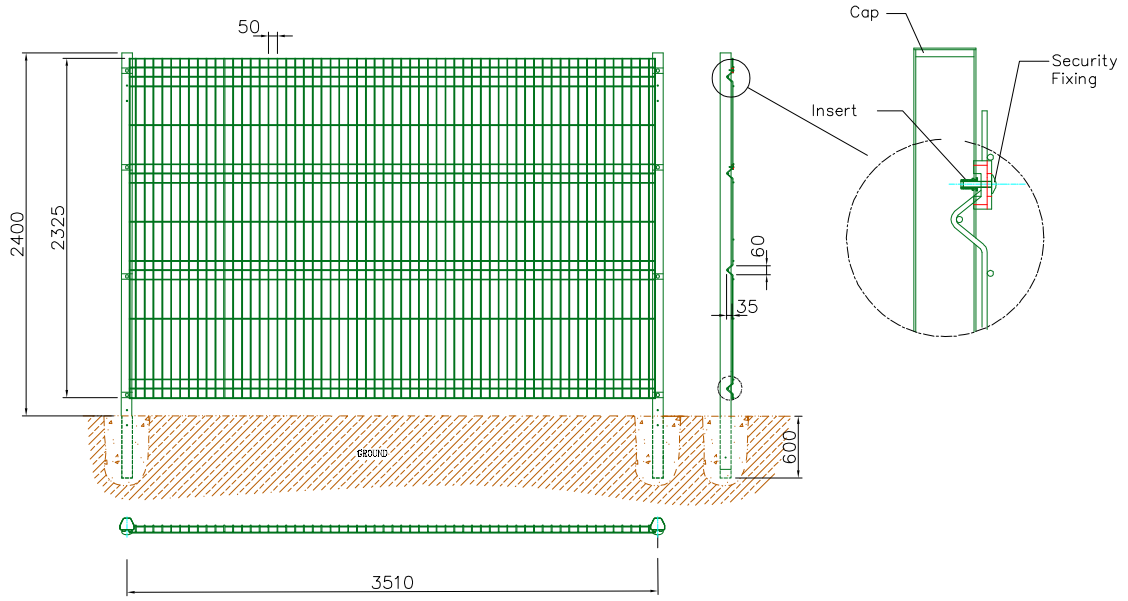

2.4M HIGH MESH PANEL FENCING

Details:

- All dimensions are in mm
- Finish to be powder coated
- BS14C39 – Dark Green

MERCIA POWER RESPONSE

MERCIA POWER RESPONSE Ltd
Strelley Hall
Main Street
Strelley
Nottingham
Nottinghamshire
NG8 6PE

TITLE: Example Mesh Fencing Detail		
DATE:	16/06/2023	DRAWING NO. MPR-BFL-007
DRAWN BY:	P.FORD	
SCALE	1.50 A4	Rev:

CCTV/lighting Pole Elevations

(Scale: 1:50 @A4)

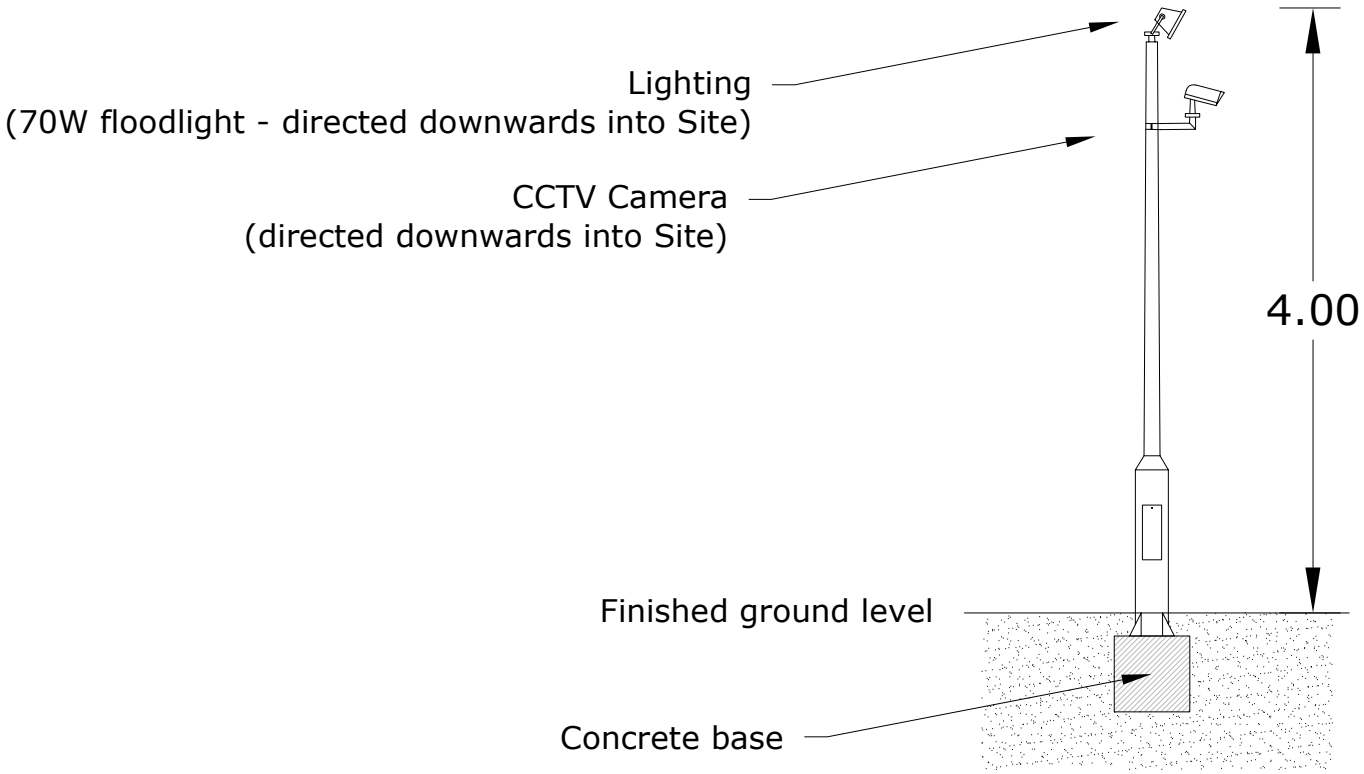

Notes:

- All dimensions in meters

MERCIA POWER RESPONSE

MERCIA POWER RESPONSE Ltd
Strelley Hall
Main Street
Strelley
Nottingham
Nottinghamshire
NG8 6PE

TITLE: Lighting/CCTV Elevations		
DATE:	16/06/2023	DRAWING NO. MPR-BFL-008
DRAWN BY:	P.FORD	
SCALE	1:50 @A4	Rev:

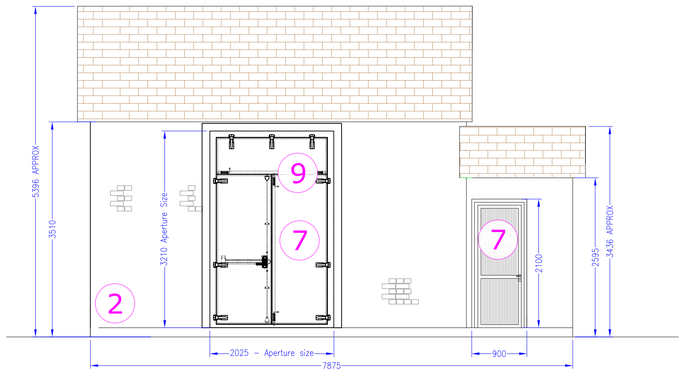

FRONT ELEVATION
SCALE 1:50 @A1

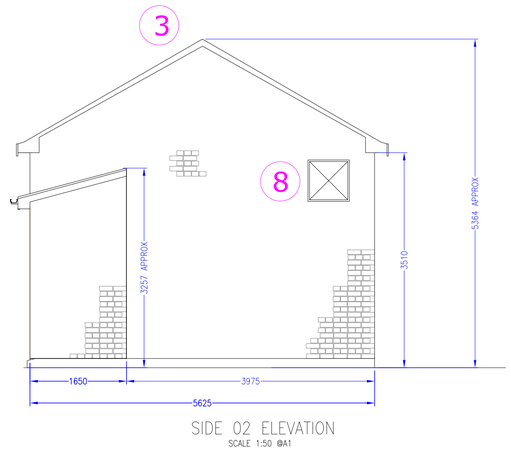

SIDE 02 ELEVATION
SCALE 1:50 @A1

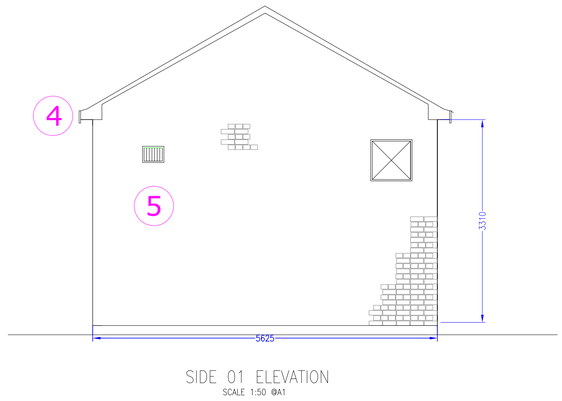

SIDE 01 ELEVATION
SCALE 1:50 @A1

NOTES:

1. WALLS TO BE 7KN CONCRETE BLOCK WITH 100MM INSULATED CAVITY WALL. FAIR FACED EXTERIOR.
2. EXTERIOR RENDER; WEBER WATERPROOF COATING (WITH THROUGH COLOR - COLOR TO MATCH OTHER BUILDINGS).
3. MANUFACTURED ROOF TRUSSES BY S.I G DESIGN LTD.
4. ROOF; CONCRETE PANTILE ROOF ON MEMBRANE AND BATTENS, INSULATED VOID AS PER WPD DRAWING (GS0016 - 33KV LOOPED CONNECTION) .
5. VENTILATION: THE BUILDING WILL BE DESIGNED TO PROVIDE ADEQUATE VENTILATION TO PREVENT ADVERSE LEVELS OF CONDENSATION LIKELY TO CAUSE DAMAGE TO THE FABRIC OF THE BUILDING AND ITS CONTENTS OR POSE A RISK TO HEALTH AND SAFETY. PASSIVE VENTILATION / SECURE GRILLES (PROVIDING 8000 MM2 OF VENTILATION) WILL BE PROVIDED.
6. CONCRETE APRON TO FRONT OF BUILDING - 3M X 3M
7. DOUBLE AND SINGLE LEAF ENTRANCE DOORS (SEE SECURITY SECTION BELOW) *See NPS Drawing 2149-002*
8. BLAST/VENT PANEL
9. HINGED DOOR OVER PANEL

See NPS Drawing 2149-002

THERMAL PERFORMANCE.

THE BUILDING WILL BE DESIGNED TO LIMIT HEAT LOSSES AND WILL HAVE U VALUES OF:
ROOF 0.45 W/M2.K
WALL 0.45 W/M2.K

FIRE RESISTANCE

THE BUILDING WILL BE DESIGNED TO ENSURE THAT IN THE EVENT OF A FIRE, THE STRUCTURE WILL NOT BE MATERIALLY IMPAIRED AND THE SPREAD OF FIRE (AND SMOKE WHERE APPLICABLE) RESTRICTED OVER INTERNAL SURFACES AND TO OTHER BUILDINGS / ADJACENT STRUCTURES. ALL DOORS, FRAMES AND FITTINGS WILL BE DESIGNED TO PROVIDE A MINIMUM FIRE RESISTANCE OF 1 HOUR. CEILING TO BE FIRE PROOF BOARDING TO PROVIDE A FIRE RESISTANCE OF 1HR.

Notes:

- **All dimensions in millimeters**

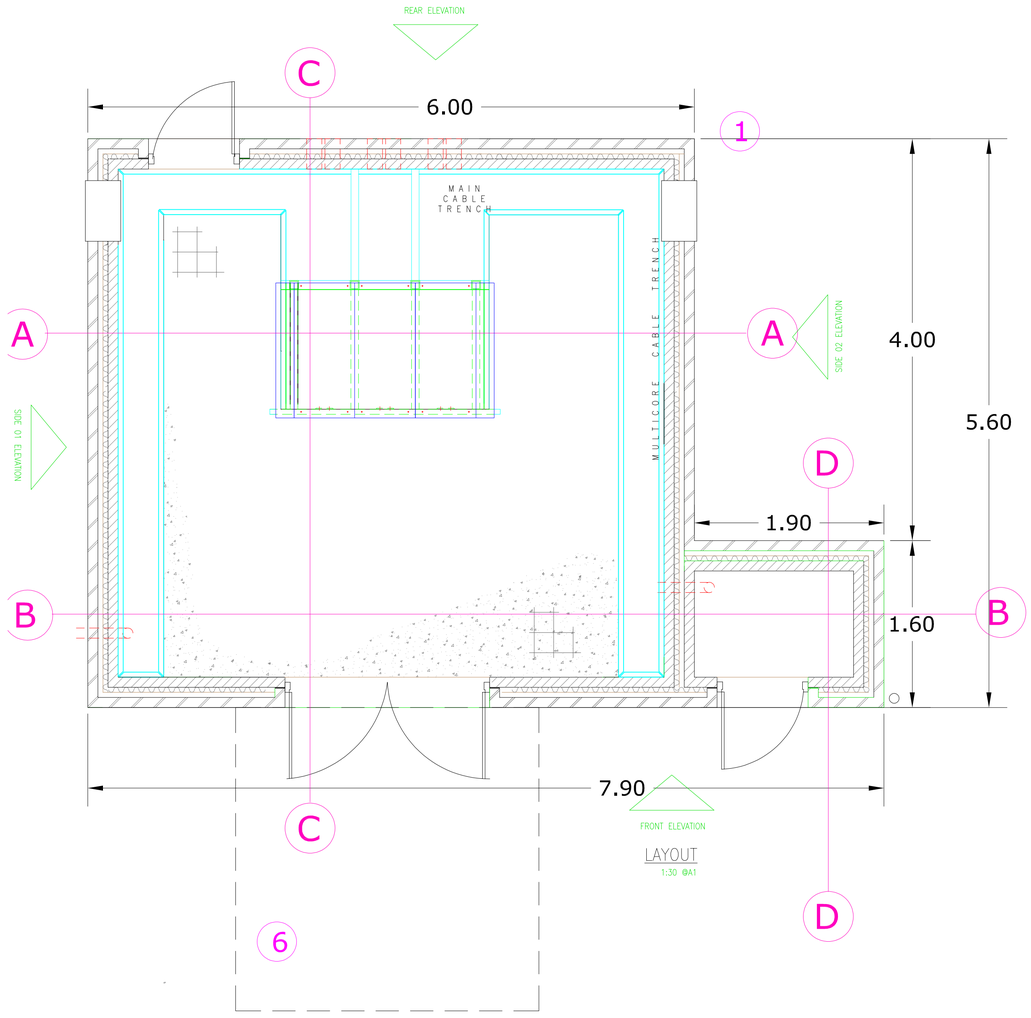

LAYOUT
1:30 @A1

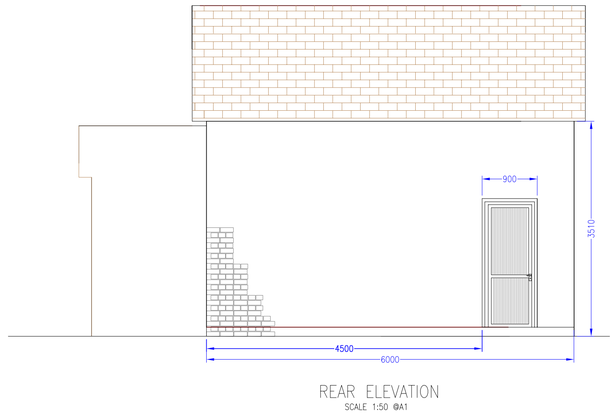

REAR ELEVATION
SCALE 1:50 @A1

FIGURE 1

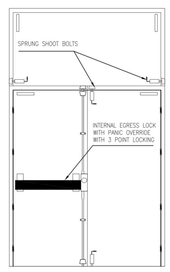

INTERNAL DOOR ELEVATION

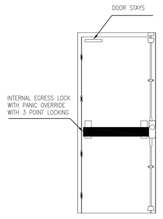

INTERNAL DOOR ELEVATION

FIGURE 2



HARDENED STEEL SATIN FINISH EURO PROFILE SINGLE CYLINDER BSEN1303 GRADE 2 RESISTANCE TO ATTACK GRADE 6 KEY RELIATED SECURITY. TO FIT INTO EXTERNAL ESCAPE LOCKING DEVICE TO PROVIDE EXTERNAL KEY ACCESS.



MERCIA POWER RESPONSE

MERCIA POWER RESPONSE Ltd
Strelley Hall
Main Street
Strelley
Nottingham
Nottinghamshire
NG8 6PE

TITLE: DNO Electrical Substation		
DATE:	16/06/2023	DRAWING NO. MPR-BFL-009
DRAWN BY:	P.FORD	
SCALE	As indicated	Rev:

Battery Storage Unit 'A' Elevations (Scale: 1:100 @A3)

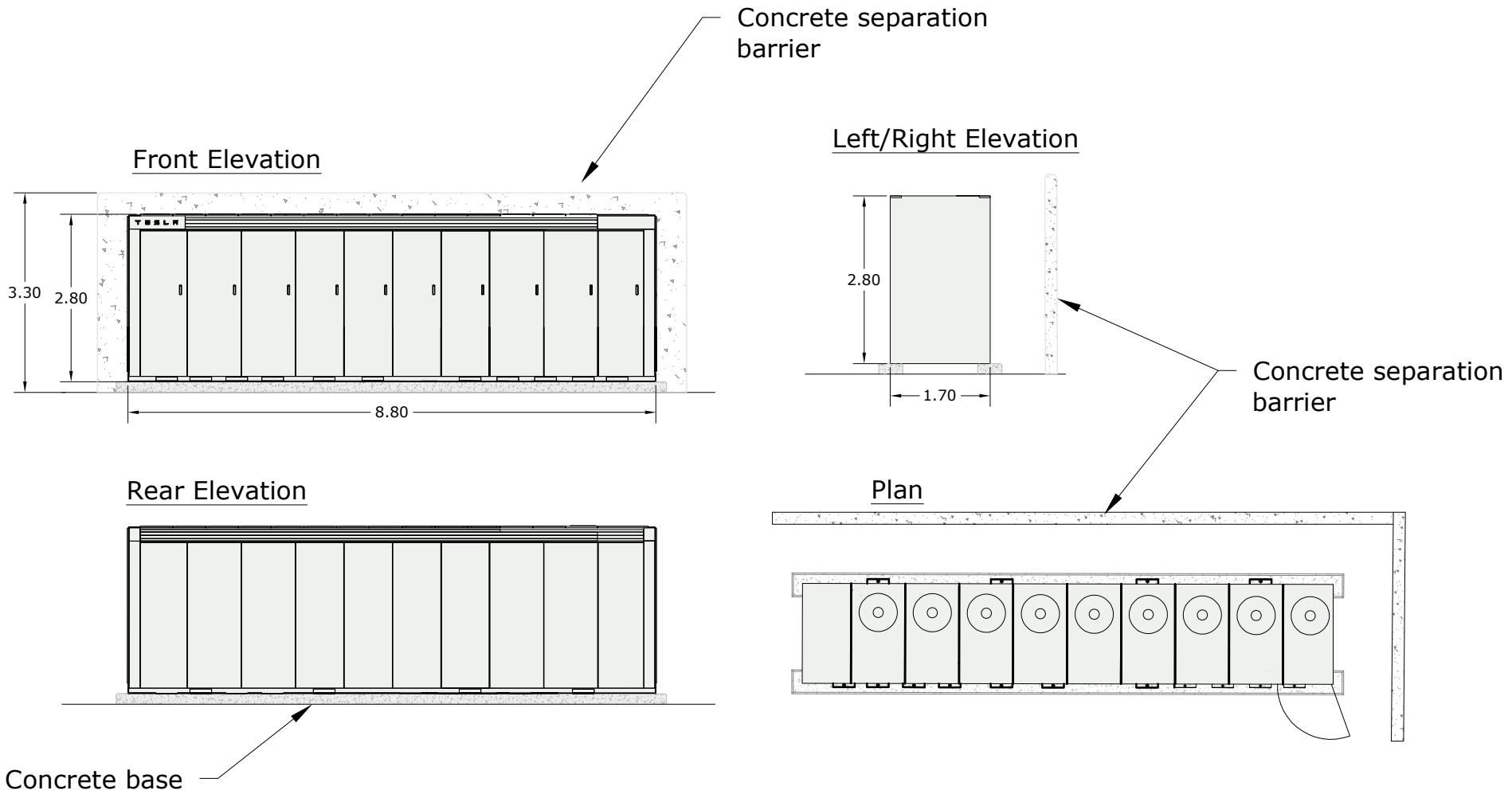

Notes:
- All dimensions in meters

MERCIA POWER RESPONSE Ltd
Strelley Hall
Main Street
Strelley
Nottingham
Nottinghamshire
NG8 6PE

TITLE: Battery Storage Unit Layout and Elevations		
DATE:	16/06/2023	DRAWING NO. MPR-BFL-010
DRAWN BY:	P.FORD	
SCALE	1:100 @A4	Rev:

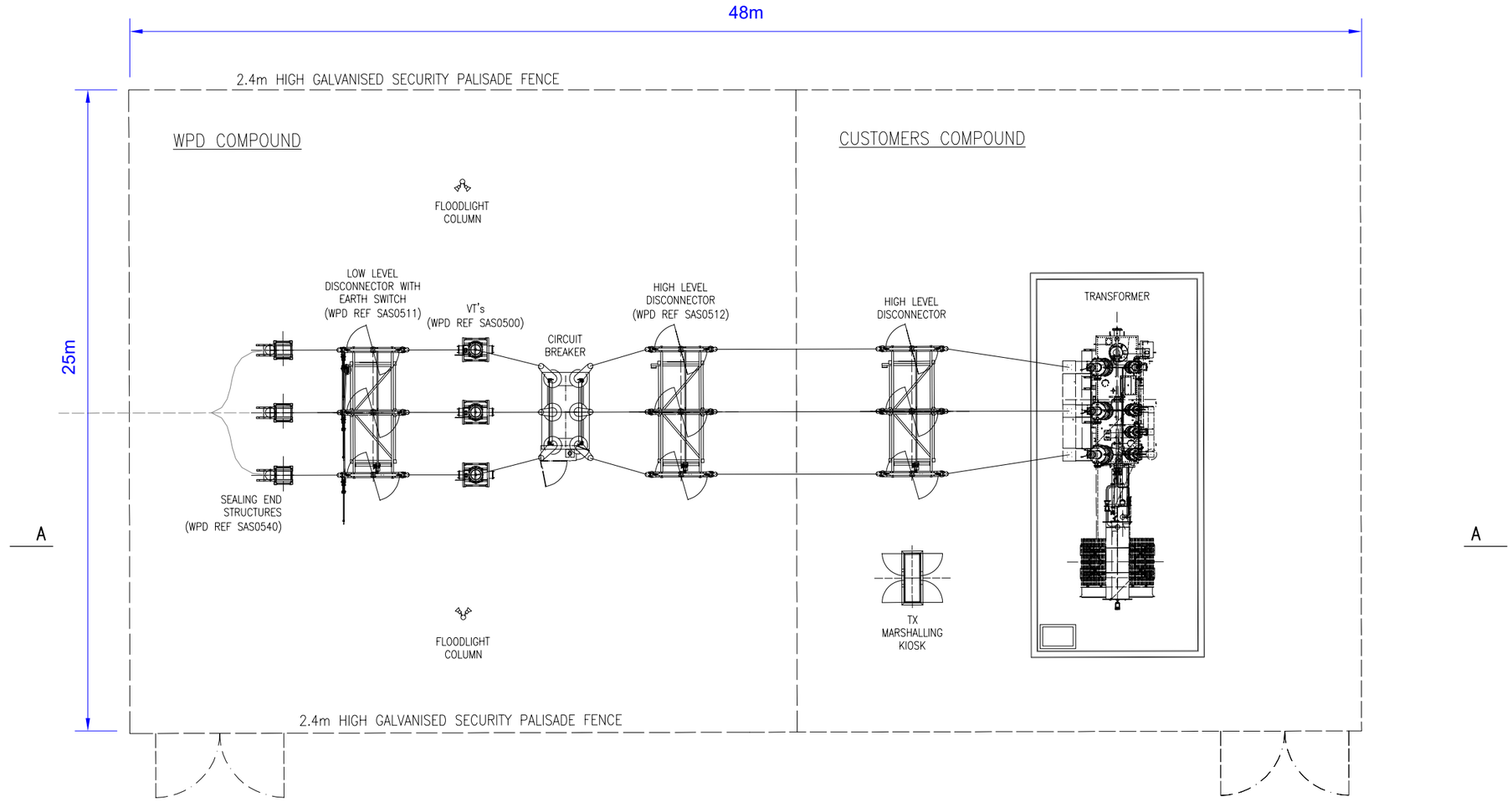

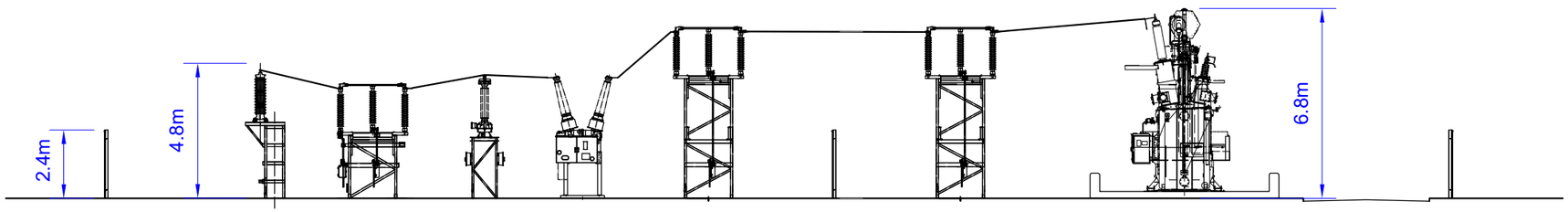

SECTION A–A

MERCIA POWER RESPONSE

MERCIA POWER RESPONSE Ltd
Strelley Hall
Main Street
Strelley
Nottingham
Nottinghamshire
NG8 6PE

TITLE: Electrical Substation Compound

DATE:	16/06/2023	DRAWING NO. MPR-BFL-011
DRAWN BY:	P.FORD	
SCALE	1.200 @ A3	Rev:

WESTERN POWER DISTRIBUTION (WPD) LATTICE COMMUNICATIONS TOWER

Scale 1:100 A4

Elevation

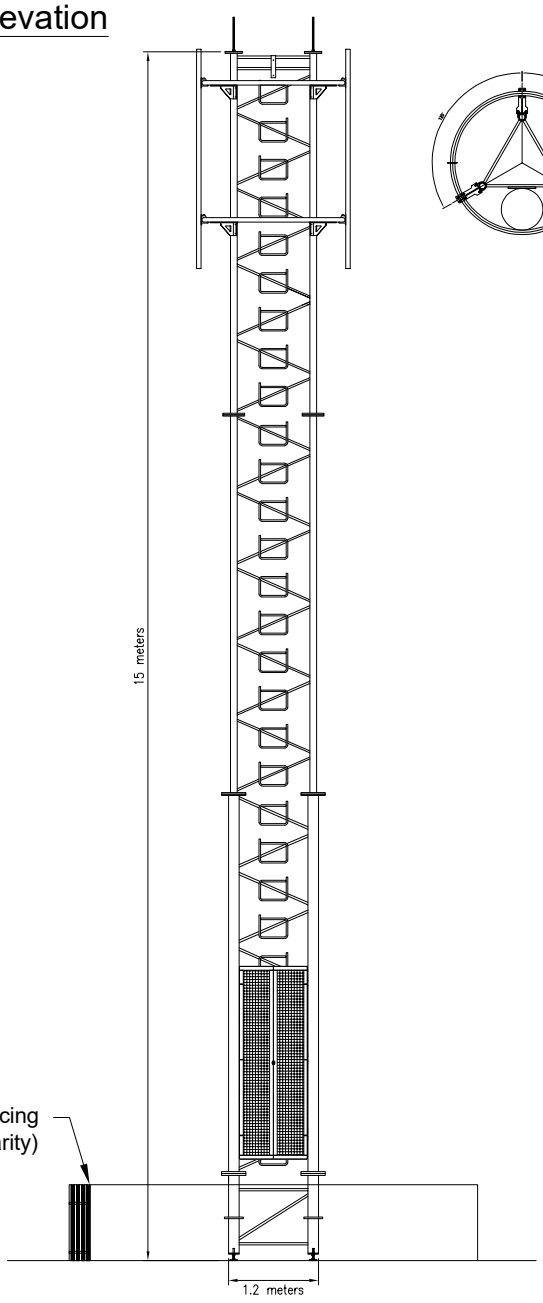

Microwave equipment cross section
(top of tower)

Plan

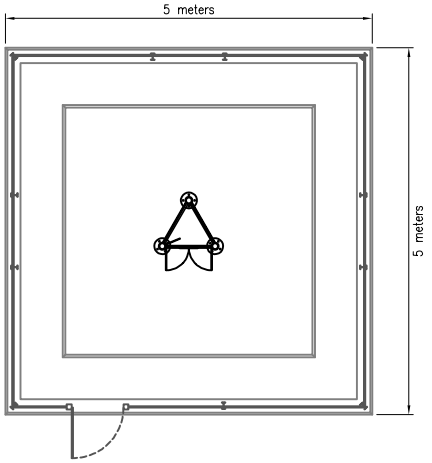

MERCIA POWER RESPONSE	MERCIA POWER RESPONSE Ltd Strelley Hall Main Street Strelley Nottingham Nottinghamshire NG8 6PE	TITLE: DNO - Lattice Communications Tower	
		DATE: 16/06/2023	DRAWING NO. MPR-BFL-013
		DRAWN BY: P.FORD	
		SCALE 1:100 @A4	Rev:

SCALE 1:1000 @A3

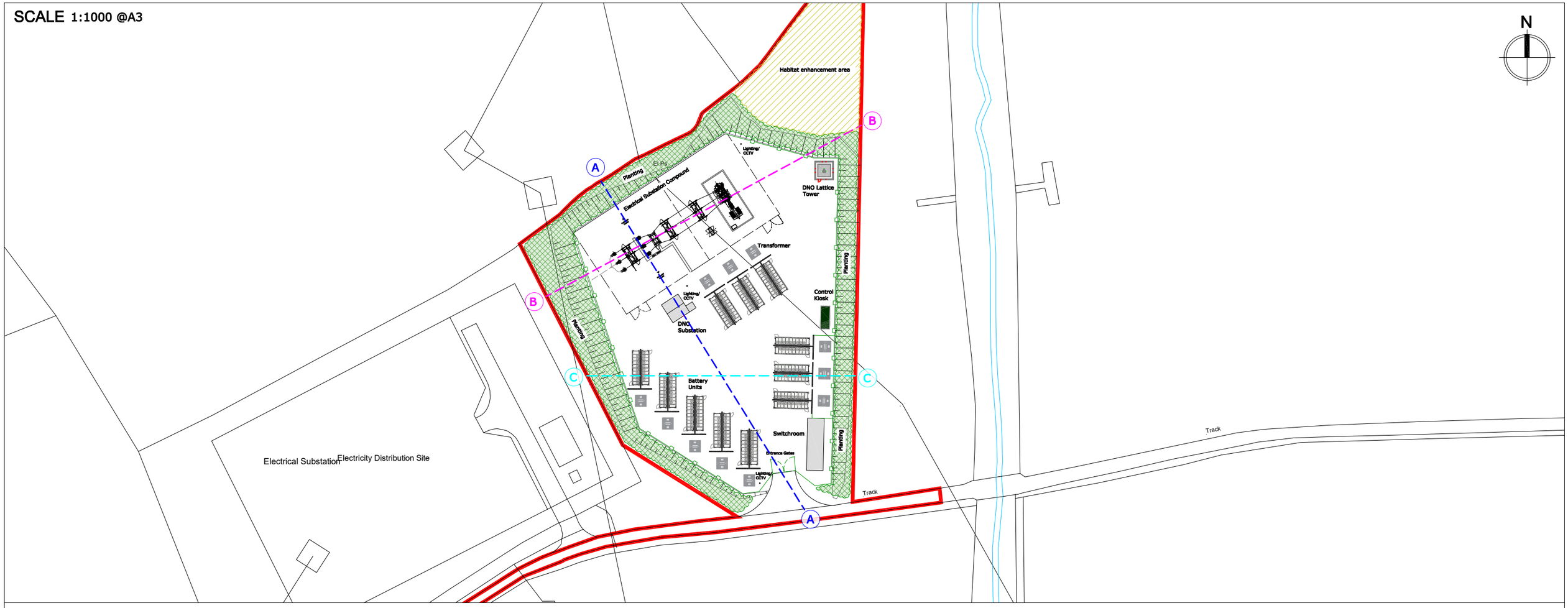

SCALE 1:500 @A3

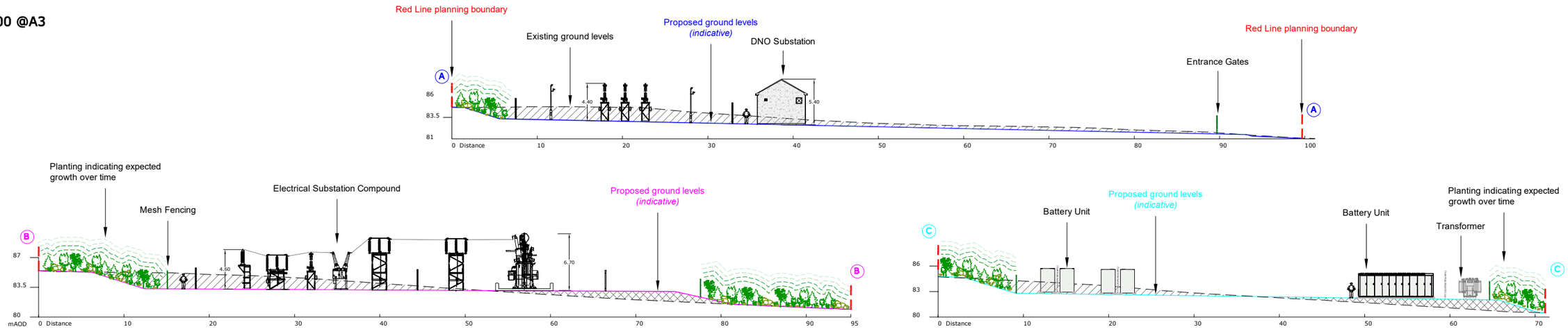

Site Boundary

Proposed new planting areas

Proposed habitat enhancement areas

Mesh boundary fencing

Sloped 'cut' areas

Sloped 'fill' areas

MERCIA POWER RESPONSE

MERCIA POWER RESPONSE Ltd
Strelley Hall
Main Street
Strelley
Nottingham
Nottinghamshire
NG8 6PE

TITLE: Loscoe Substation BESS - Sections Plan		
DATE:	15/06/2022	DRAWING NO. MPR-BFL-013
DRAWN BY:	P.FORD	
SCALE	As shown@A3	Rev: