

FRONT ELEVATION

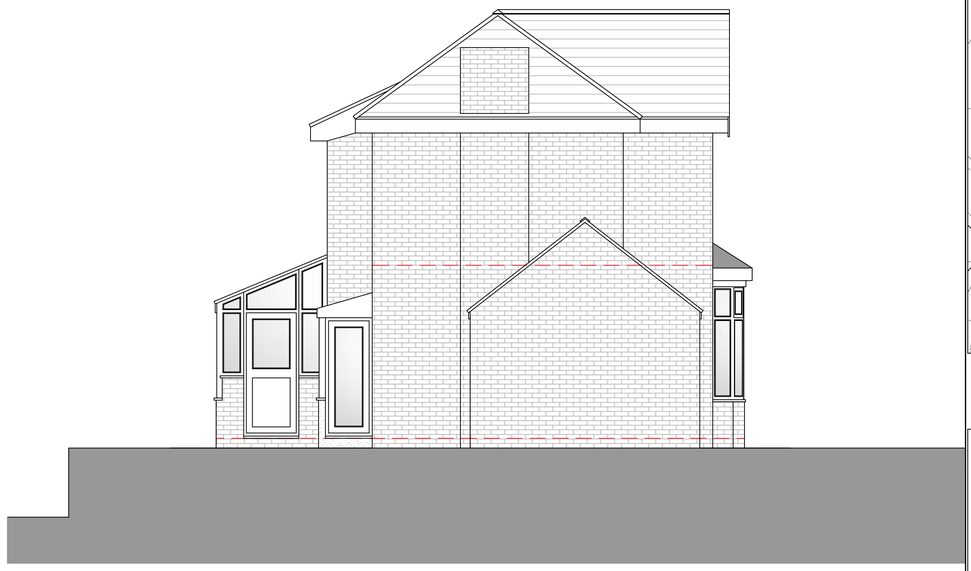

SIDE A ELEVATION



REAR ELEVATION

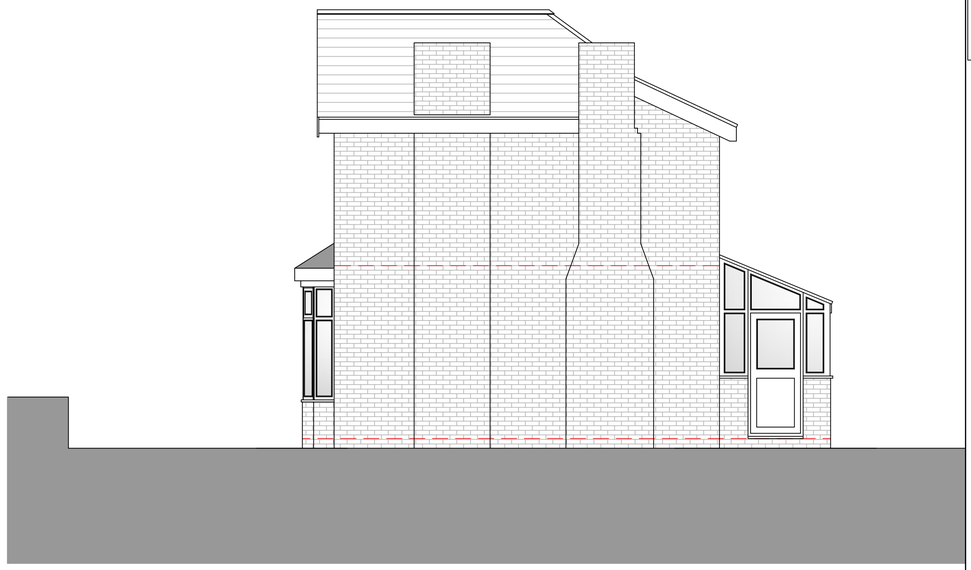

SIDE B ELEVATION

0 1 2 3 4 5 m

GENERAL NOTES

Whilst every care has been taken to ensure accuracy, no responsibility will be accepted for any errors contained in this drawing and it should not be relied upon for ordering of any materials.
All details and dimensions must be checked on-site before any building work or material ordering.
This drawing is copyright the property of the Client. All dimensions to be checked on site before proceeding.
Contractor to check and adjust dimensions of new work to suit existing conditions.
Do not assume existing structure or details are plumb, square or level.
Contractor must notify the Agent of any discrepancies before proceeding.

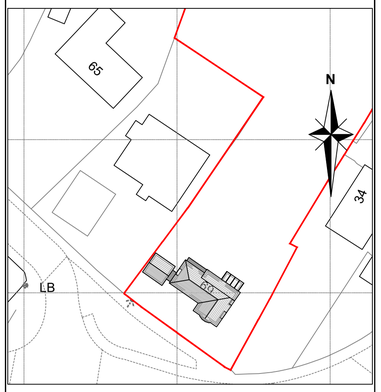

Block Plan
Scale 1:500


MapServe
69
65
LACEYFIELDS ROAD
67
34
32
30
28
Tce
Tce
Tce