NOTES:
Copyright of this drawing belongs to Architectural Building Design Services (ABDS) and no part may be reproduced or utilised in any way whatsoever without prior written consent of ABDS.
Figured dimensions shall be taken in preference to scaled dimensions and any discrepancies or errors are to be referred to the designer.
Contractor, sub-contractor and suppliers must verify all dimensions on site before commencing work or making any fabrication drawings.
All elements such as structural walls, beams etc are to be checked on site for suitability prior to works undertaken.
All drawings to be read in conjunction with each other and all notes / building regulation specification, energy calculations, structural calculations / design and other professional / consultation documents associated with the project.

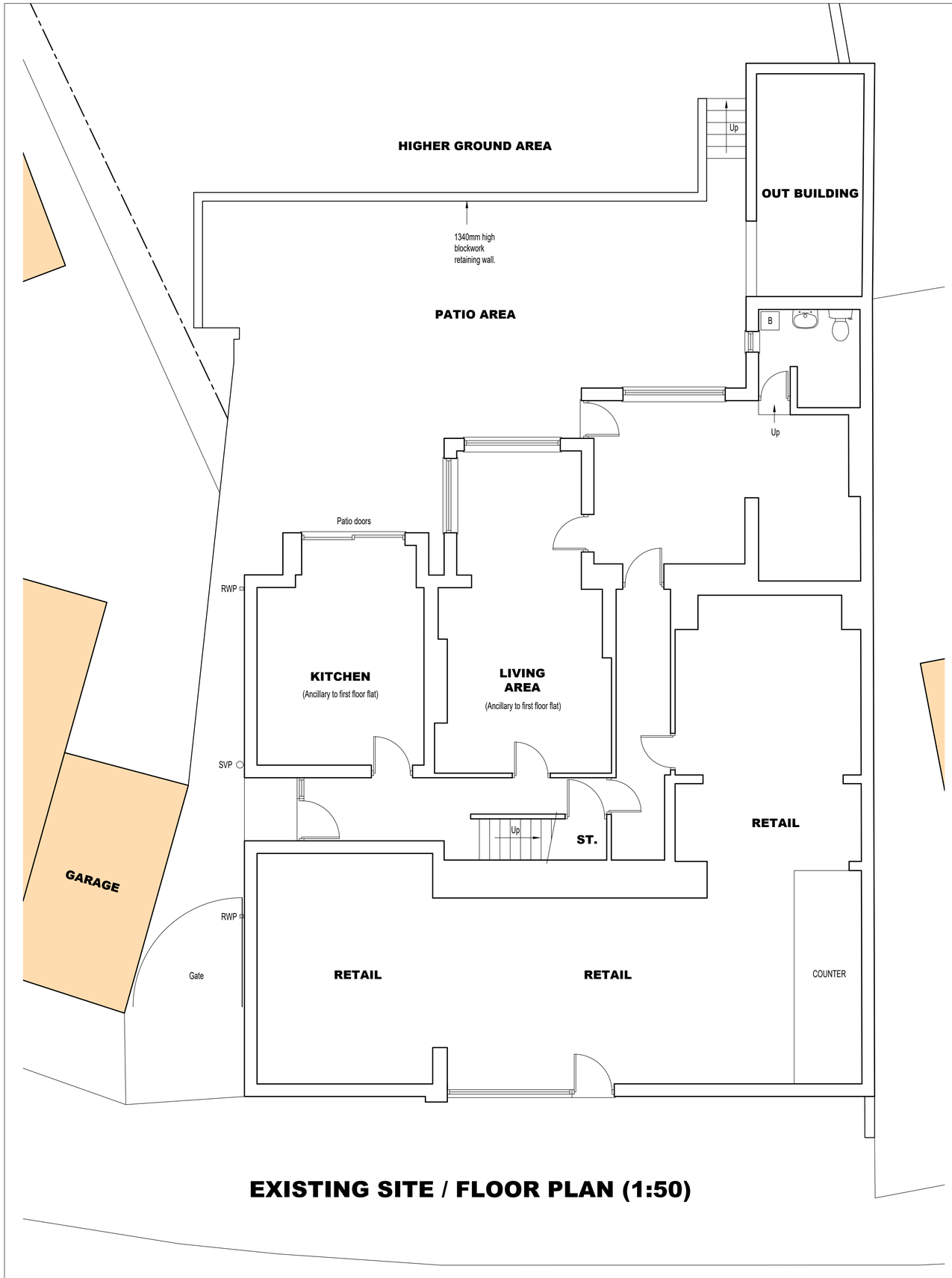

EXISTING SITE / FLOOR PLAN (1:50)

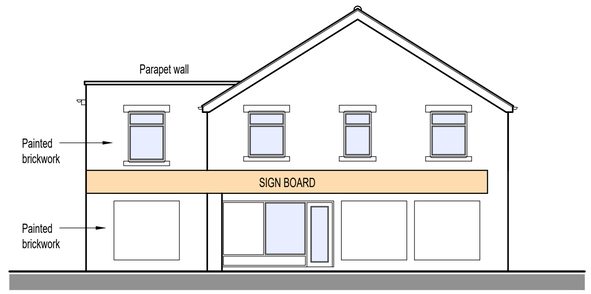

FRONT ELEVATION (1:100)

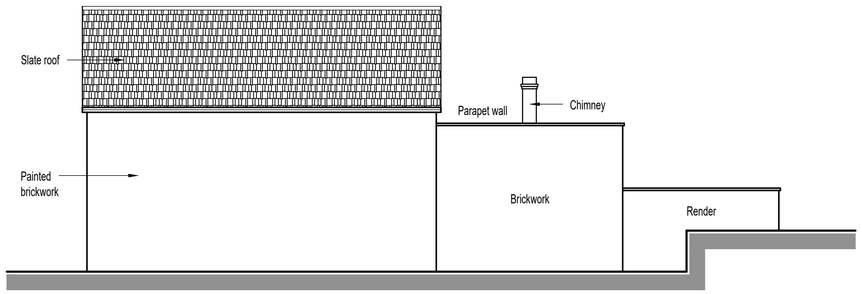

SIDE ELEVATION (1:100)

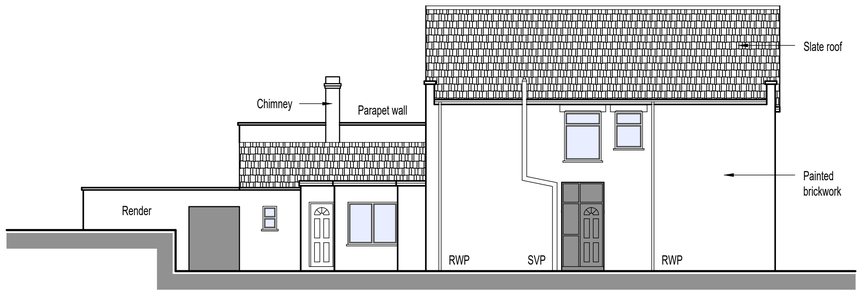

SIDE ELEVATION (1:100)

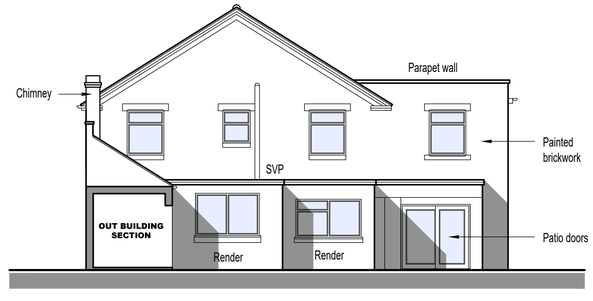

REAR ELEVATION (1:100)

REV:	DATE:	DESCRIPTION:	BY:
A	12/07/23	Side elevation added to drawing.	CF

ABDS
Architectural Building Design Services
9 Eagle Street, Heage. Belper. DE56 2AJ.
Tel: 07773 899 597
E-mail: abds@abds.biz Web Site: www.abds.biz

PROJECT:
PROPOSED FLAT

DRAWING TITLE:
EXISTING FLOOR PLAN & ELEVATIONS

PROJECT ADDRESS:
28A HIGH STREET
SWANWICK.
ALFRETON. DE55 1AA.

CLIENT:
Mrs R Chandrakumar

DATE: June 2023 SCALE: 1:50 / 1:100 FORMAT: A1

DRAWN : CF
CHECKED:
APPROVED:

DRG NO: 2224 / 11 2023 ©
REVISION: A
Actual Size 0 10mm

This drawing is copyright of Architectural Building Design Services & cannot be reproduced without written concent