PARTY WALL NOTICES:

PLEASE NOTE THAT BEFORE BUILDING WORKS COMMENCES IT IS THE RESPONSIBILITY OF BUILDER OR OWNER TO SERVE PARTY WALL NOTICES TO ALL NEIGHBOURS

NOTE:

DIMENSIONS:
ALL DIMENSIONS TO BE CHECKED ON SITE.
CONTRACTOR TO CHECK SITE THOROUGHLY BEFORE WORK STARTS & REPORT ANY DISCREPANCIES.

THIS DRAWING IS COPYRIGHT AND MUST NOT BE TRACED OR COPIED IN ANY WAY OR FORM IN PART OR WHOLE BY ANY MEANS WHATSOEVER WITHOUT PRIOR WRITTEN CONSENT AND MAY ONLY BE USED BY THE PRESENT OWNER IN RELATION TO THE PROPERTY AS REFERRED TO ON THE DRAWING. THIS DRAWING MAY BE COPIED BY AN AUTHORISED OFFICER OF THE LOCAL AUTHORITY WITH THE SOLE PURPOSE TO ASSIST IN THE DETERMINATION OF A PLANNING OR BUILDING REGULATIONS APPLICATION AND MAY NOT BE USED FOR ANY OTHER PURPOSE UNLESS OTHERWISE AGREED IN WRITING.

DO NOT SCALE FROM THIS DRAWING.DIMENSIONS STATED ARE FOR GUIDANCE ONLY, CONTRACTOR TO VERIFY ALL BOUNDARY POSITIONS AND DIMENSIONS ON SITE PRIOR TO COMMENCING ANY WORKS,MAKING WORKSHOP DRAWINGS OR OBTAINING ANY MATERIALS.

NOTE: NO CHECK DIMENSIONS OF THE SITE HAVE BEEN TAKEN AND ALL INFORMATION AND DETAILS HAVE BEEN PROVIDED BY THE CLIENT.

NO SITE SUPERVISION IS IMPLIED OR UNDERTAKEN UNLESS OTHERWISE SEPARATELY ARRANGED.
THE DRAWING DOES NO INDICATE THE EXTENT OF ANY EXCAVATION WORKS AND THE CONTRACTOR IS TO DETERMINE THIS PRIOR TO SUBMITTING A QUOTATION FOR THE WORKS OR COMMENCING ANY WORKS.

THE DRAWING DOES NOT INDICATE OR IMPLY THE STRUCTURAL CONDITION OF THE EXISTING PROPERTY.THE DRAWINGS HAVE BEEN PREPARED FOR ASSISTANCE IN THE PREPARATION OF DETAILS FOR PLANNING AND BUILDING REGULATIONS PURPOSES ONLY.NO CHECK DIMENSIONS HAVE BEEN TAKEN,ALL DETAILS HAVE BEEN PROVIDED BY THE CLIENT.

THE USE OF PERMITTED DEVELOPMENT RIGHT IN PROPERTY IS SUBJECT TO INFORMATION PROVIDED BY OWNER REGARDING THE STATUS OF PROPERTY AS A DWELLING HOUSE AND THE DWELLING NOT BEING IN A CONSERVATION AREA. ANY DEVELOPMENT WITH OUT A CERTIFICATE OF LAWFULNESS OR PLANNING PERMISSION IS SOLELY AT OWNER'S RISK.

LEGEND

- SD = SMOKE DETECTOR WITH SOUNDER
- = EMERGENCY LIGHTING TO BS5266: Part 1 1988
- HD = HEAT DETECTOR
- FD30 = 30 MINUTE FIRE RESISTING DOOR AND FRAME
- = SUNTUBE

0 1 2 3 4 5
Metres

ISSUE	DATE	INITIALS	GRID REF	DESCRIPTION
A	26 JULY	D.K.		FIRST ISSUE

happinest.
we design happinests

PROJECT
6 Rutland Place
Belper
DE56 2FH

DWG TITLE
BIN STORAGE

CLIENT
Mr and Mrs Pearson

ISSUE
A

DWG NO:
06 - RP - 110

SCALE	DATE	DRAWN BY
1:25@A3	26-07-23	D.K.

LABC Registered Partner Authority Scheme



FROONT ELEVETION



SIDE 1 ELEVETION

EXTERNAL MATERIAL SPECIFICATION:

TIMBER EFFECT COMPOSITE CLADDING
(COLOUR TO CLIENT PREFERENCES).



REAR ELEVETION



SIDE 2 ELEVETION

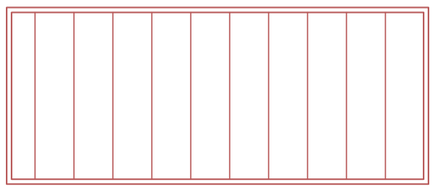

ROOF PLAN

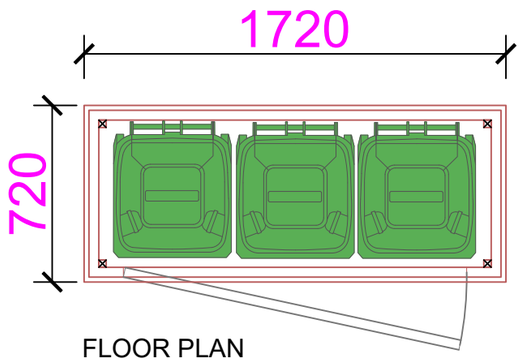

FLOOR PLAN