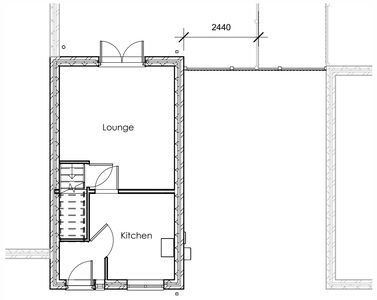

1 Existing Ground Floor
1 : 100

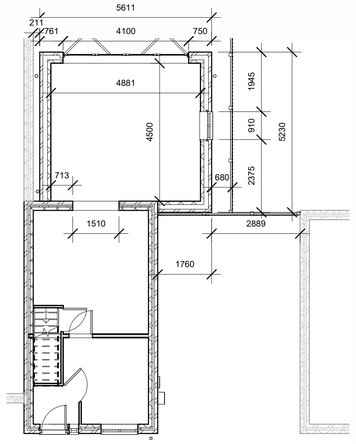

2 Proposed Ground Floor
1 : 100

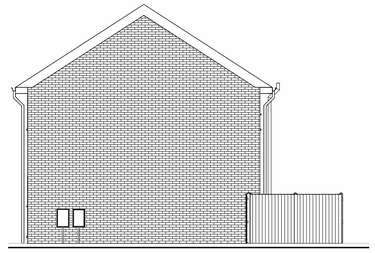

7 Existing Side A Elevation
1 : 100

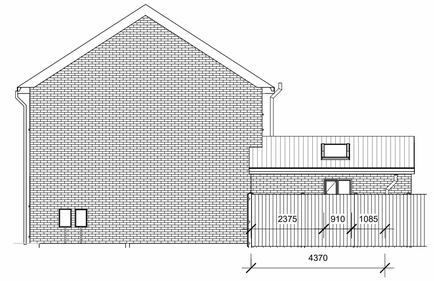

8 Proposed Side A Elevation
1 : 100

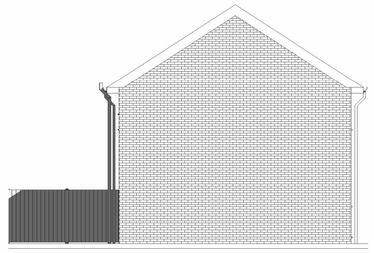

9 Existing Side B Elevation
1 : 100

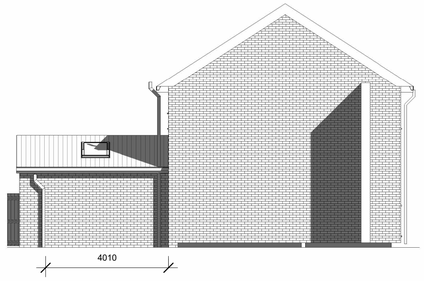

10 Proposed Side B Elevation
1 : 100



3 Existing Front Elevation
1 : 100



4 Proposed Front Elevation
1 : 100

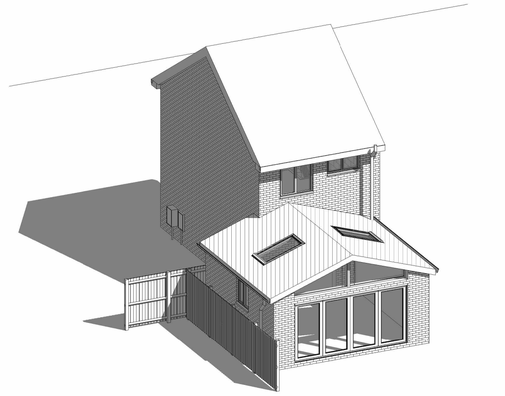

11 3D View 1

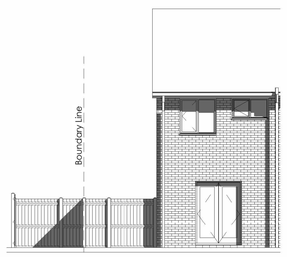

5 Existing Rear Elevation
1 : 100

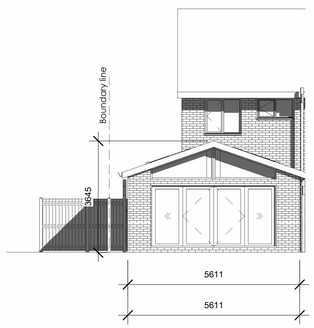

6 Proposed Rear Elevation
1 : 100

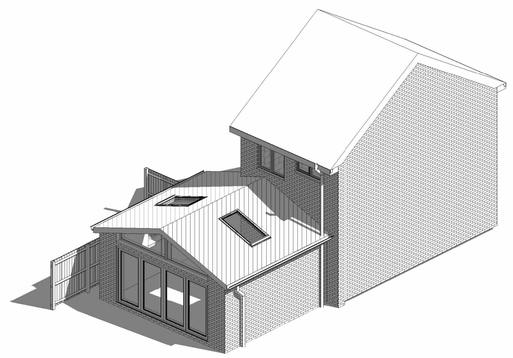

12 3D View 2

Do not scale from the drawings. EXCEPT FOR THE PURPOSES OF PLANNING
Dimensions to be checked on site, where discrepancies occur, seek advice from the client's representative for clarification. The drawings & specifications are a guide as to what is required to comply with the current building regulations. This does not imply that this is the only acceptable way of achieving building regulations approval. Alternative 'similar approved' products may be used at the discretion of the Building Inspector. No liability is accepted for any loss of any sort or additional expense incurred consequent on any variation to the layout or specification that may be required as a result of site conditions, availability of materials, custom or practice, the requirements of the Building Inspector or any other circumstances.

CIAT affiliate
CIAT
7 Shaftesbury Ave
Sawley
NG10 3FG
Creative, Professional, Achitectural Technician
T: 01159 724355 M:07305 781990
E: admin@shaftesburydesignpractice.co.uk
www.shaftesburydesignpractice.co.uk
SHAFTESBURY DESIGN PRACTICE

Project Address
48 Tudor Falls, Heanor, Derbyshire
DE75 7TE

Planning Application

Project Infomation

Gabriela Eliasova

Sheet Information

Planning Drawings

Project # SDP-23-630
Date March 2025
Drawn By ABB

Sheet Number

A101

Page Size A1

GRAPHIC SCALE: 1:100
0 1 2 3 4 5 10

GRAPHIC SCALE: 1:50
0 1 2 3 4 5