1:50 1M 2M 3M 4M 5M
1:100 2M 4M 6M 8M 10M
1:200 5M 10M 15M 20M
1:500 10M 20M 30M 40M 50M

PROPOSED ELEVATIONS
SCALE 1:100



FRONT

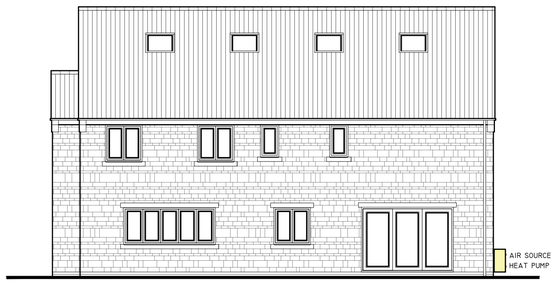

SIDE

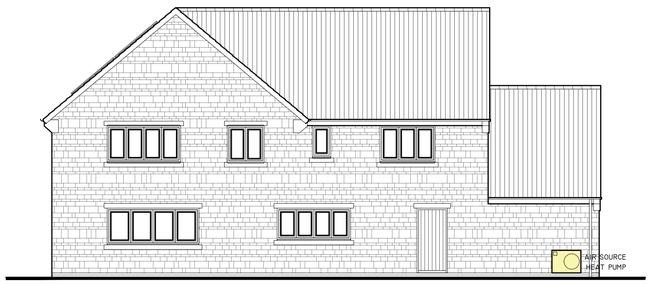

REAR

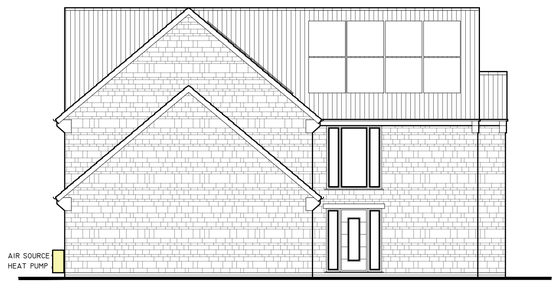

SIDE

© Crown Copyright. All rights reserved. License no. 100019980
Obtained from www.centremapslive.com

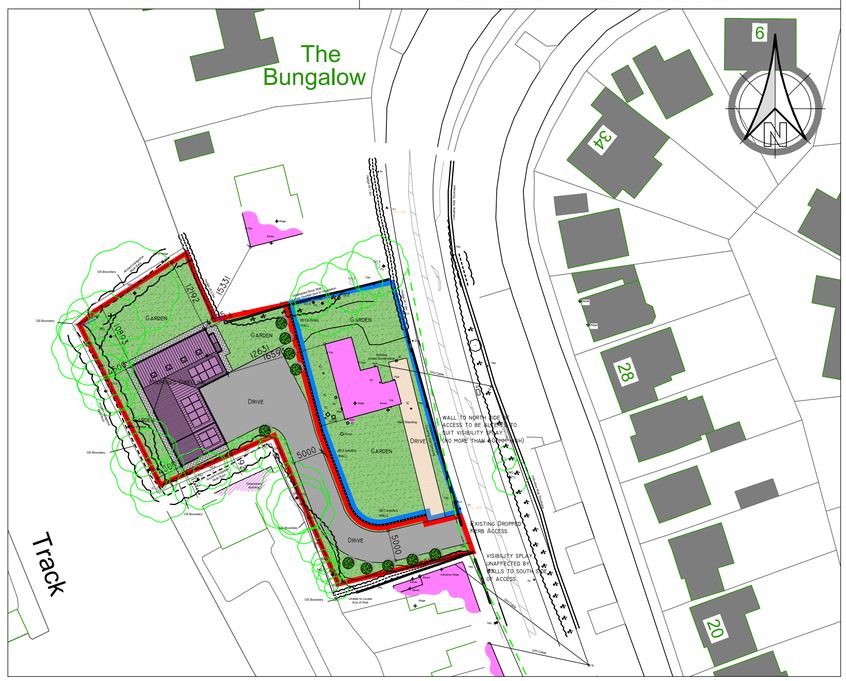

PROPOSED SITE BLOCK PLAN
SCALE 1:500

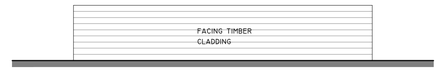

FRONT ELEVATION - RETAINING WALL
SCALE 1:50

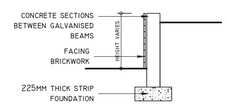

PROPOSED LAYOUTS
SCALE 1:100

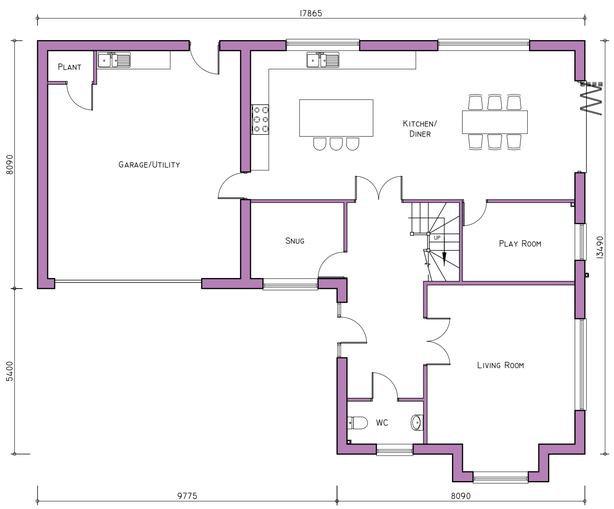

GROUND FLOOR

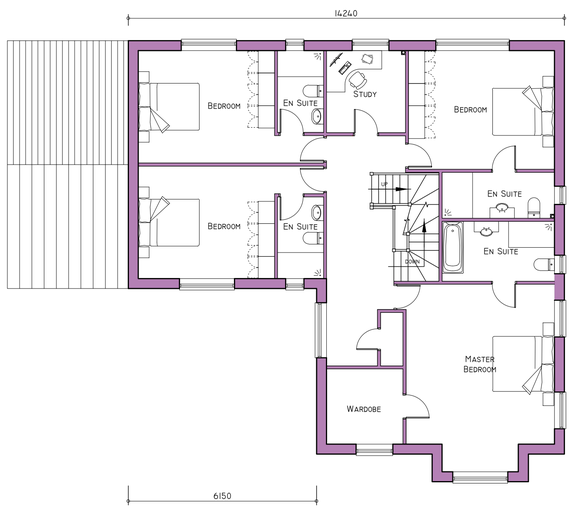

FIRST FLOOR

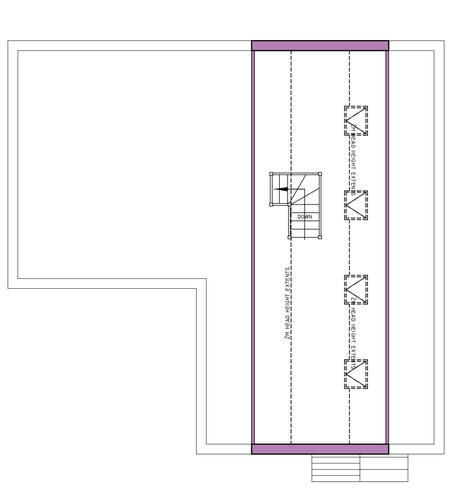

SECOND FLOOR

LANDSCAPING SPECIFICATION

PLANT SCHEDULE

SPECIES	GIRTH	HEIGHT	POT SIZE
TREES			
T1 - T5 CHERRY PANDORA (PRUNUS PADUS)	14-16CM	2.6-3.0M	HSTD
T6 - T10 ACER (ATROPURPUREUM)	14-16CM	2.6-3.0M	HSTD

Proposed Tree Planting (General)
THE EXCAVATED HOLE SHALL BE OF SUFFICIENT SIZE TO ACCOMMODATE THE ROOT-BALL OR CONTAINER, ALLOWING APPROXIMATELY 500MM CLEARANCE.
BEFORE PLANTING, THE SIDES OF THE PIT SHALL BE BROKEN UP AND THE BASE DUG OVER TO A DEPTH OF 150MM TO IMPROVE DRAINAGE. THE TREE WILL BE PLANTING TO THE SAME DEPTH AS IT WAS IN THE NURSERY. BACKFILL WILL BE FIRMED IN AROUND THE ROOT-BALL TO PREVENT ANY AIR POCKETS.
THE PIT SHALL BE BACKFILLED WITH A 2/3 MIX OF GOOD QUALITY TOPSIL AND A NON PEAT BASED COMPOST. 140GMS OF ENMAG GRANULAR SLOW-RELEASE FERTILISER SHALL BE INCORPORATED TO THE FILL MIXTURE.
TREES IN SOFT GROUND
TREES SHALL BE DOUBLE STAKED AND FIXED TO HORIZONTAL CROSSBAR USING RUBBER STRAPPING, WITH RUBBER BLOCK POSITIONED BETWEEN THE TREE AND CROSSBAR.

STAKES SHALL BE 60MM DIAMETER TREATED SOFTWOOD, DRIVEN FIRMLY INTO GROUND EITHER SIDE, AND NOT THROUGH THE ROOT-BALL, WITH TREE CENTRAL BETWEEN THE STAKES. THE ABOVE GROUND HEIGHT OF THE STAKES SHOULD BE A MINIMUM OF A THIRD OF THE STEM HIGH. ALL TREES TO RECEIVE PERFORATED WATERING PIPES SURROUNDING ROOT-BALL.
TREE AFTERCARE
ANY NECESSARY FORMATIVE PRUNING WILL BE CARRIED OUT AND WHERE APPROPRIATE WOODCHIP/BARK MULCH APPLIED TO A DEPTH OF 75MM, AND TO AT LEAST THE EDGE OF THE PLANTING PIT.
A PROPERLY PLANNED MAINTENANCE PROGRAMME SHOULD BE KEPT UP UNTIL SUCCESSFUL ESTABLISHMENT OF THE TREES. THIS MAY INCLUDE WATERING WHEN NECESSARY, CHECKING OF THE SUPPORT SYSTEMS, WEED CONTROL AND FURTHER MULCHING.

Grass Turf
TO BE GOOD QUALITY TREATED MEADOW TURF, LAID IN STAGGERED ROWS WITH JOINTS BUTTED UP. PREPARE 150MM CLEAN TOPSOIL FREE OF BUILDERS RUBBISH AND OTHER OBJECTS OVER 15MM IN SIZE.

ALL PLANTING AND SEEDING OR TURFING SHALL BE CARRIED OUT IN THE FIRST PLANTING AND SEEDING SEASONS FOLLOWING THE OCCUPATION OF THE BUILDINGS OR THE COMPLETION OF THE DEVELOPMENT, WHICHEVER IS THE SOONER; AND ANY PLANTS OR TREES WHICH WITHIN THE PERIOD OF FIVE YEARS FROM THE COMPLETION OF THE DEVELOPMENT DIE, ARE REMOVED OR ARE SERIOUSLY DAMAGED OR DISEASED SHALL BE REPLACED WITHIN THE NEXT PLANTING SEASON WITH OTHERS OF SIMILAR SIZE AND SPECIES.

REVISIONS

PAUL GAUGHAN BUILDING CONSULTANTS
Unit E14, Langham Park Industrial Estate, Lows Lane
Stanton by Dale, Ilkeston DE7 4RJ
PHONE 0115 9324010
E-MAIL: INFO@PAUL-GAUGHAN.CO.UK
WEB: WWW.PAUL-GAUGHAN.CO.UK

CLIENT
-

LOCATION
TENTER LANE,
HEAGE, BELPER,
DERBY, DE56 2BE

PROJECT
NEW DWELLING

TITLE
PROPOSED FLOOR LAYOUTS, ELEVATIONS & SBP

PAPER SIZE
ISO A1 (594.00 x 841.00 MM)

SCALE
1:500, 1:100

DATE
JUNE 2025

DRAWING NUMBER
JG/LS/2025/166/01

REVISION
B

SCALES ARE CORRECT AT TIME OF PLOTTING HOWEVER PLEASE NOTE THAT DISTORTION CAN OCCUR DURING COPYING. THIS DRAWING IS COPYRIGHT AND MAY NOT BE ALTERED, TRACED, PHOTOGRAPHED, ELECTRONICALLY COPIED OR USED FOR ANY PURPOSE OTHER THAN FOR WHICH IT IS ISSUED, WITHOUT WRITTEN PERMISSION.
CHECK ALL DIMENSIONS ON SITE. ANY DISCREPANCIES SHOULD BE REPORTED TO THE DESIGNER BEFORE WORKS PROCEED. HATCHING IS A REPRESENTATION OF MATERIALS ONLY.