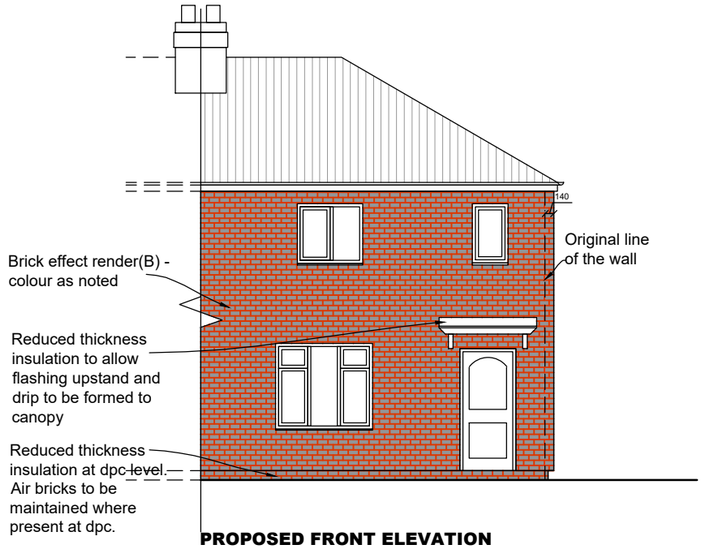

PROPOSED FRONT ELEVATION

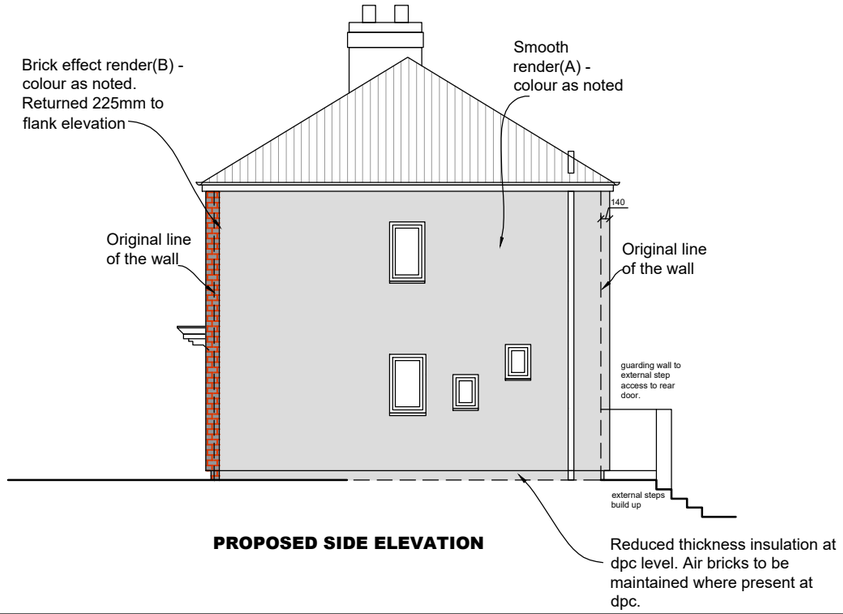

PROPOSED SIDE ELEVATION

PLEASE NOTE WINDOW & DOOR LOCATIONS ARE DIAGRAMMATIC- THIS ELEVATION IS JUST TO SHOW THE EXTENT OF THE RENDER .

Notes:

- **The proposal is to to over-clad the home with a proprietory insulation & render system with some imitation brick render. The system will increase the fabric insulation of the home drastically, saving money for the tenants & reducing the carbon footprint of the home in use.**

A-type: Render System Fire classification A2-s1,d0- colour Wetherby "2000N Light Grey": Or equivalent with equal colour & fire characteristics.

B-type: Will be a brick effect render system. The red is chosen to match the adjacent brickwork as much as possible. Must have the same A1-s1,d0 fire characteristics.

Note: These drawings are prepared for the purposes of the planning application. They are not construction drawings.

The EWI system design and installation is the responsibility of the specialist contractor employed by NCHA.

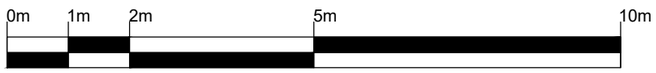

Scale 1:100

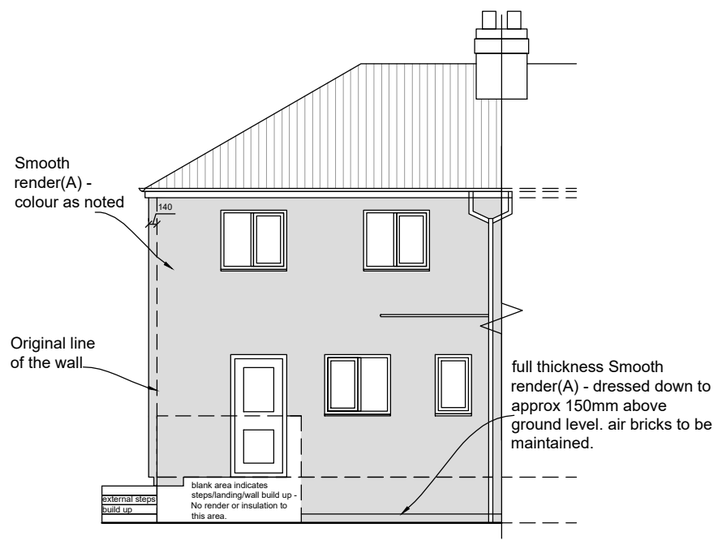

PROPOSED REAR ELEVATION

CDM Regulations 2015

It is the clients duty to make suitable arrangements for managing a project, including the allocation of sufficient time and other resources.

The client must:

- Provide a clear clients brief including how H&S will be managed, time frames, budget, contacts & operational requirements.
- Appoint Principal Designer (PD) & ensure they provide a pre-construction H&S file. The client must take reasonable steps to ensure the PD complies with any other PD duties.
- Appoint a Principal Contractor (PC). The client must take reasonable steps to ensure the PC complies with any other PC duties.
- Ensure Pre Construction H&S file is provided to every designer and contractor throughout the works & is reviewed regularly & available for inspection.
- Ensure suitable welfare facilities are available throughout the construction phase & that the principal contractors construction phase plan is place prior to construction phase and is maintained throughout construction works.

FOR THE OUTSTANDING RISKS PLEASE SEE "P.D'S DESIGNERS RISK ASSESSMENT REGISTER" WITHIN THE PRE-CONSTRUCTION H&S FILE.

PROPOSED ELEVATIONS 1:100

Revision / Date / Notes

Pelham

Clifton Place, 9 Fairham Brook Drive, Clifton, Nottingham, NG11 8PY
T: 0115 773 6904 hello@pelham.co.uk
www.pelham.co.uk

STAGE	PLANNING
PROJECT	EWI 10 BURNS STREET HEANOR DERBY
DRAWING TITLE	PROPOSED ELEVATIONS
DRAWING NUMBER	2800/10BURNS/P201
REVISION	
SCALE	1:100 @ A3
DATE	28 07 25
DRAWN BY	DW
CHECKED BY	SH

Do not scale this drawing. All dimensions must be checked and verified on site. This drawing is copyright and must not be used for any purpose other than that for which it is issued, without the consent of Pelham.