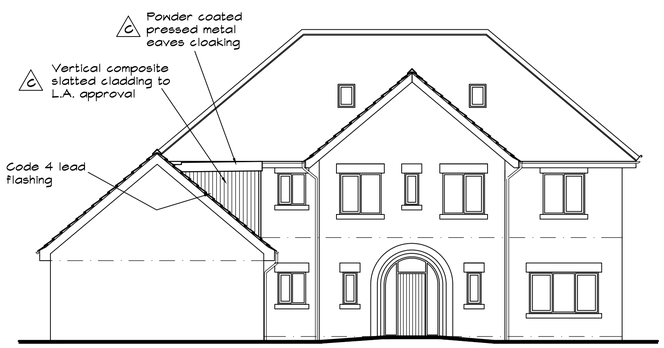

Proposed Front Elevation
1:100



Proposed Side Elevation
1:100

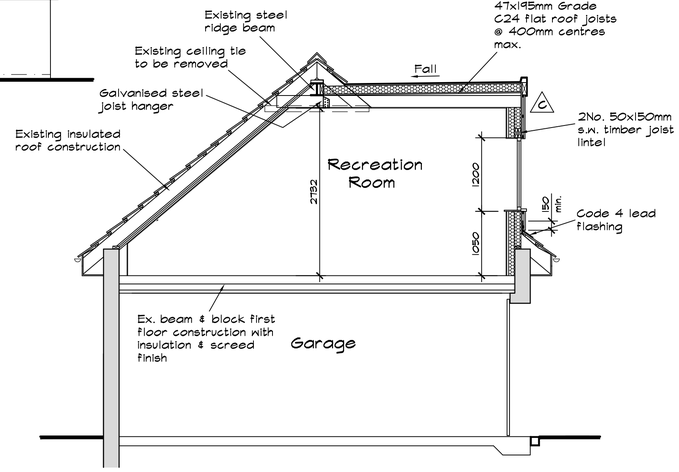

Section
1:50

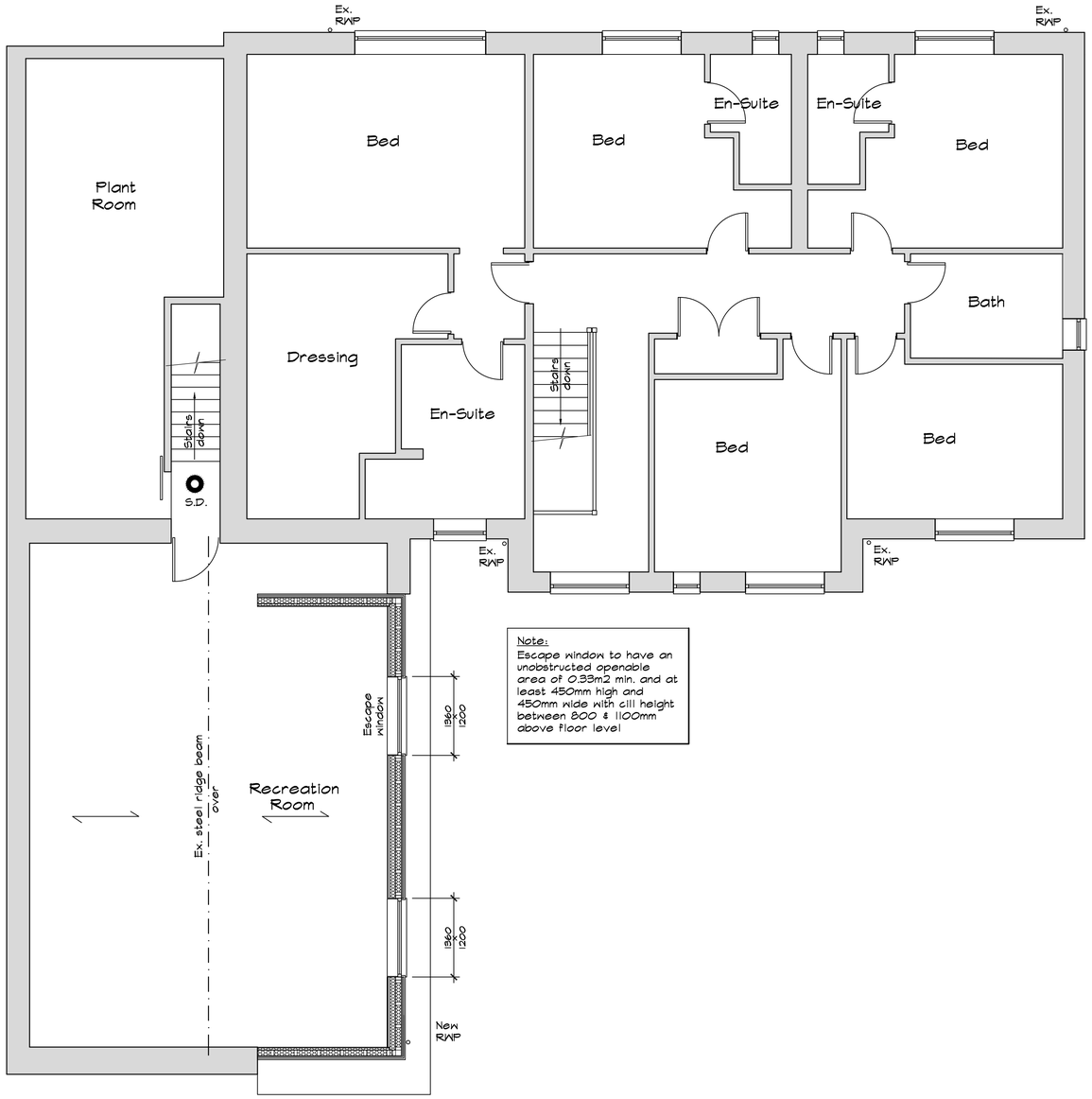

Note:
Mains operated interlinked smoke detector to be installed in ground floor utility.

Note:
Escape window to have an unobstructed openable area of 0.33m2 min. and at least 450mm high and 450mm wide with cill height between 800 & 1100mm above floor level

Proposed First Floor Plan
1:50

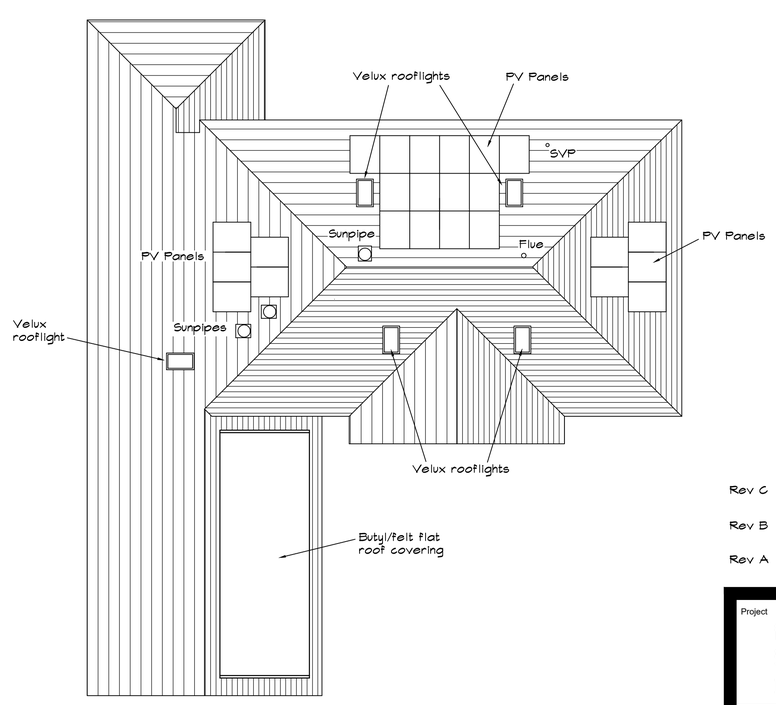

Roof Plan
1:100

Key
S.D. - Mains operated interlinked smoke detector

All electrical works to be undertaken, tested and commissioned by an electrical contractor registered under the Competent Persons Scheme.

NOTES

1. All dimensions to be checked on site by builder prior to commencement.
2. This drawing is Copyright of Creation Building Design and may not be amended or copied, either manually or electronically, without the express written permission of the Copyright owner.
3. This drawing is to be read in conjunction with Drg. No. 22456-1.
4. DORMER WALL
   Dormer wall to be zinc cladding by specialist contractor on 25x38mm tanalised laths on Klober Forte vapour permeable breathable felt on 12mm exterior grade plywood on 100x50mm s.w. stud framework, built off existing wallplate with 100mm Celotex/Kingspan wall insulation friction fitted between studs, lined internally with a 500g polythene vapour barrier and 100x50mm s.w. studding with 100mm Celotex/Kingspan wall insulation friction fitted between studs with 25x38mm s.w. battens and 12.5mm foil-backed plasterboard with skim finish.
5. DORMER CHEEKS
   Dormer cheeks to be composite slatted cladding on 25x38mm tanalised laths on Klober Forte vapour permeable breathable felt on 12mm exterior grade plywood on 100x50mm s.w. stud framework, built off double rafters bolted together @ 600mm centres max. with 100mm Celotex/Kingspan wall insulation friction fitted between studs, lined internally with a 500g polythene vapour barrier and 50mm insulated plasterboard with skim finish.
6. FLAT ROOF
   Firestone butyl rubber OR 3 layers of high tensile elastomeric roofing felt with a green mineral cap sheet all fully bonded to 18mm exterior grade plywood on 150mm Celotex XR4000 insulation on Permagard or similar approved vapour control layer on 18mm exterior grade plywood on firrings to form minimum 1:80 falls on 47x195mm Grade C24 flat roof joists @ 400mm centres max. and underdrawn with 12.5mm plasterboard & skim.
7. HEATING
   Alterations to the heating system installation to be designed, installed and commissioned by a competent person in accordance with the Domestic Heating Compliance Guide, 2006 Edition.
8. GENERAL DETAILS
   New windows to match existing to be draughtsealed double glazed units (16mm Argon filled gap) glazed in Pilkington glass to achieve a U-Value of 1.4W/m2K, with 8000mm2 trickle vents. Safety glazing to windows in critical areas to comply with BS 6206.

   Ventilation opening to new windows to equal 1/20 floor area of room served.

   All Fire Protection specified to be installed in accordance with the manufacturer's instructions and to the satisfaction of the Approved Inspector.

Rev C 12.08.25. Cladding finish and eaves cloaking amended to client's requirements.

Rev B 17.12.24. Details finalised for Planning and Building Regulation approval.

Rev A 12.12.24. Amendments in accordance with the client's comments.

Project
Proposed Dormer at 5, Broadway, Duffield, Belper.

Client: Mr & Mrs K. Hall Tel. 07966 154646

Scale: 1:100 & 1:50

Drg. No. 22456-2C

CREATION BUILDING DESIGN
7, Brackley Drive, Spondon, Derby DE21 7SA
Tel: 01332 677959 Mob. 07969 248579
E-mail kevinfitchett7@gmail.com
Web www.creationbuildingdesign.co.uk