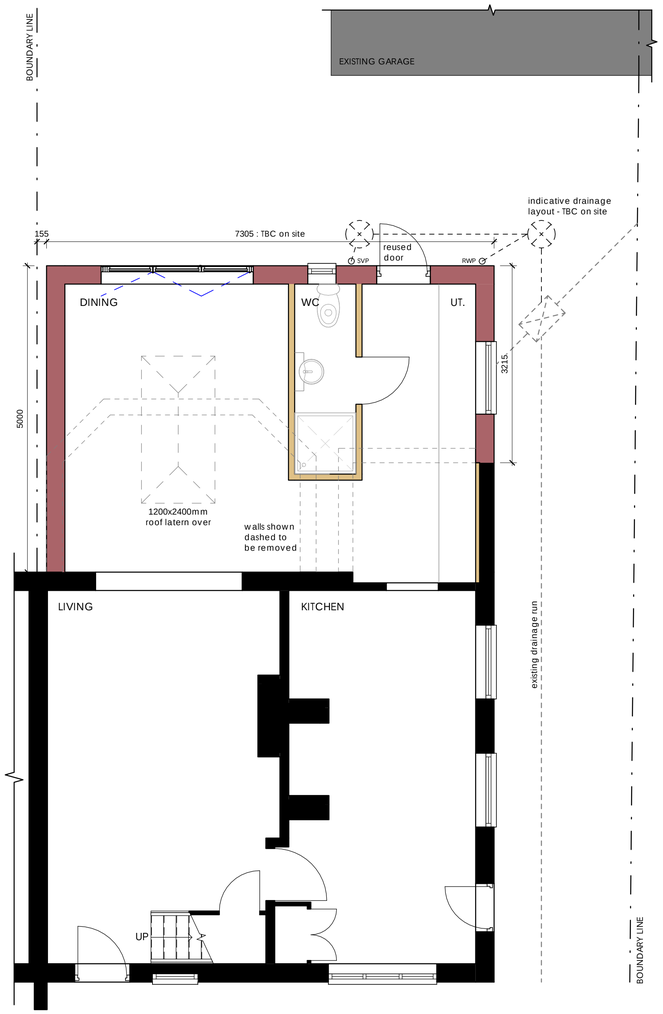

GF PLAN - PROP.
1 : 50

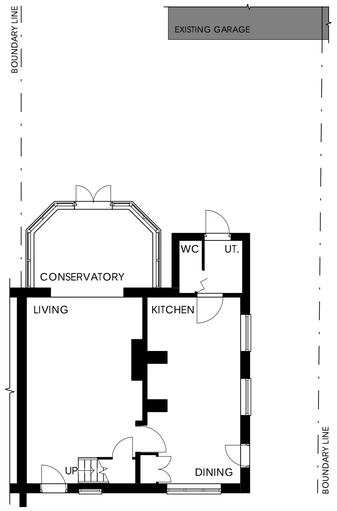

GF PLAN - EX.
1 : 100

Existing dwelling:
- Black windows
- Composite doors
- Red brickwork
- Pitched roof with concrete tiles
- Glazed conservatory
- White uPVC fascia and soffit
- Black uPVC rainwater goods
- Tiled corbels at eaves



FRONT - EX.
1 : 100



RIGHT - EX.
1 : 100



REAR - EX.
1 : 100

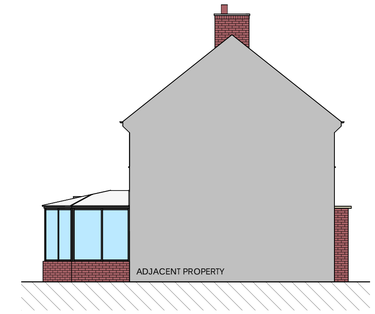

LEFT - EX.
1 : 100



FRONT - PROP.
1 : 100

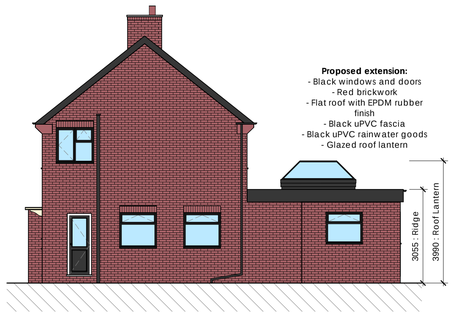

RIGHT - PROP.
1 : 100



REAR - PROP.
1 : 100

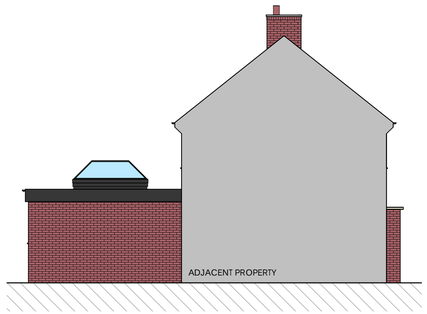

LEFT - PROP.
1 : 100

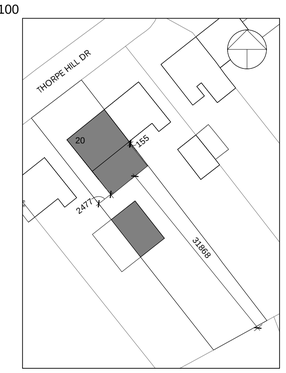

BLOCK PLAN
1 : 500

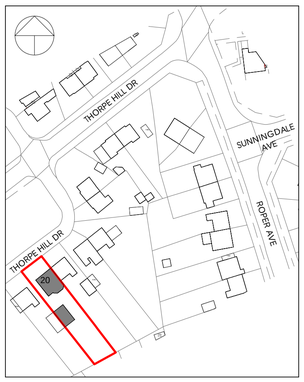

SLP
1 : 1250

Note
- This drawing to be read in conjunction with all other drawings and documents in the 'MNCN/MG/25/036' series.
- Any work that is carried out on the basis of this drawing should be carried out to all relevant British Standards and associated manufacturer's instructions/recommendations.
- Contractors carrying out any work associated with this drawing will be deemed to include in their price all work necessary in addition to those detailed as well as verifying all dimensions prior to work commencing.
- Dimensions shown are in millimetres, unless otherwise stated. Any use of these dimensions, other than for generel reference, are subject of third party checking on site.
- Party Wall Act:1996
  Under the terms of the Party Wall Act, where excavations are dug within 3 metres of a neighbouring building and the formation level of the foundation is above, or below, the formation level of the aforesaid building, there is a duty to notify the building owner(s) and obtain their written consent at least 30 days before commencement of any excavations.
  The Party Wall Act can be viewed at: https://www.gov.uk/guidance/party-wall-etc-act-1996-guidance

SITE PLAN KEY:

- Site boundary

Rev	Date	Description	Drawn
O	11.09.2025	ORIGINAL PLANNING ISSUE	TM

Project Status:
PLANNING ISSUE

Project Title:
Proposed rear extension at 20 Thorpe Hill Drive

Drawing Title:
Proposed Information

Drawing no.:
MNCN/MG/25/036/P0

Scale:
As indicated@ A1

MNCN ARCHITECTURE LTD.
E: info@mncn.co.uk
W: www.mncn.co.uk
T: 07402084910
I: @m_n_c_n