

existing front elevation 1:100

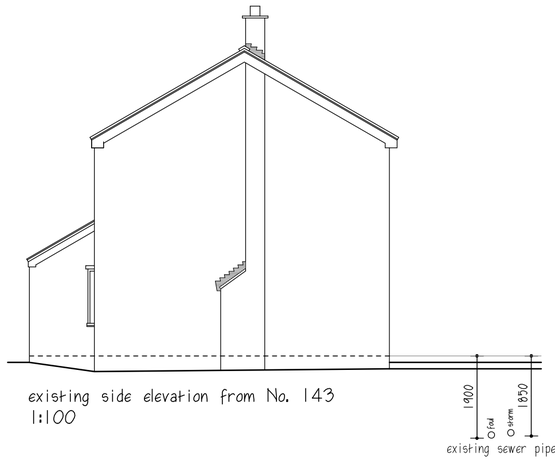

existing side elevation from No. 143
1:100

existing sewer pipes

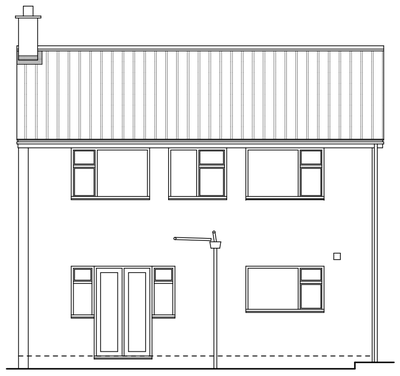

existing rear elevation 1:100

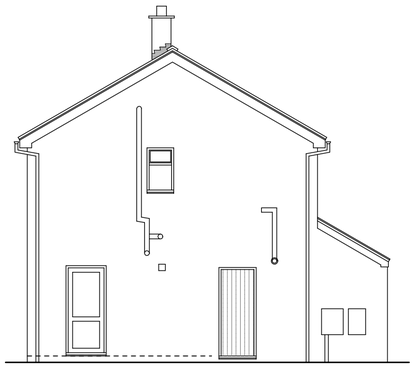

existing side elevation from No. 139
1:100

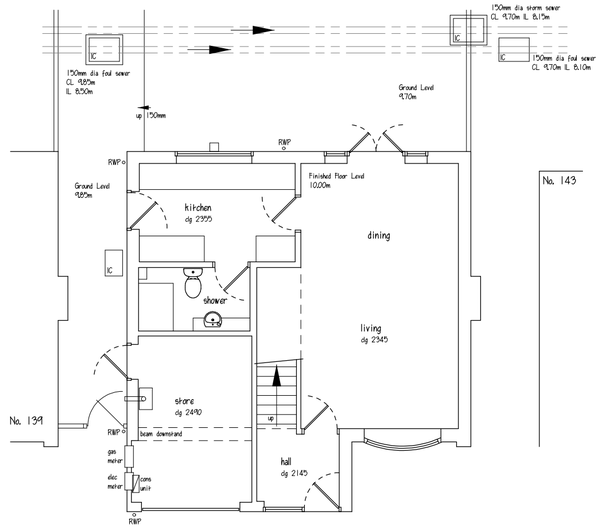

existing ground floor plan 1:100

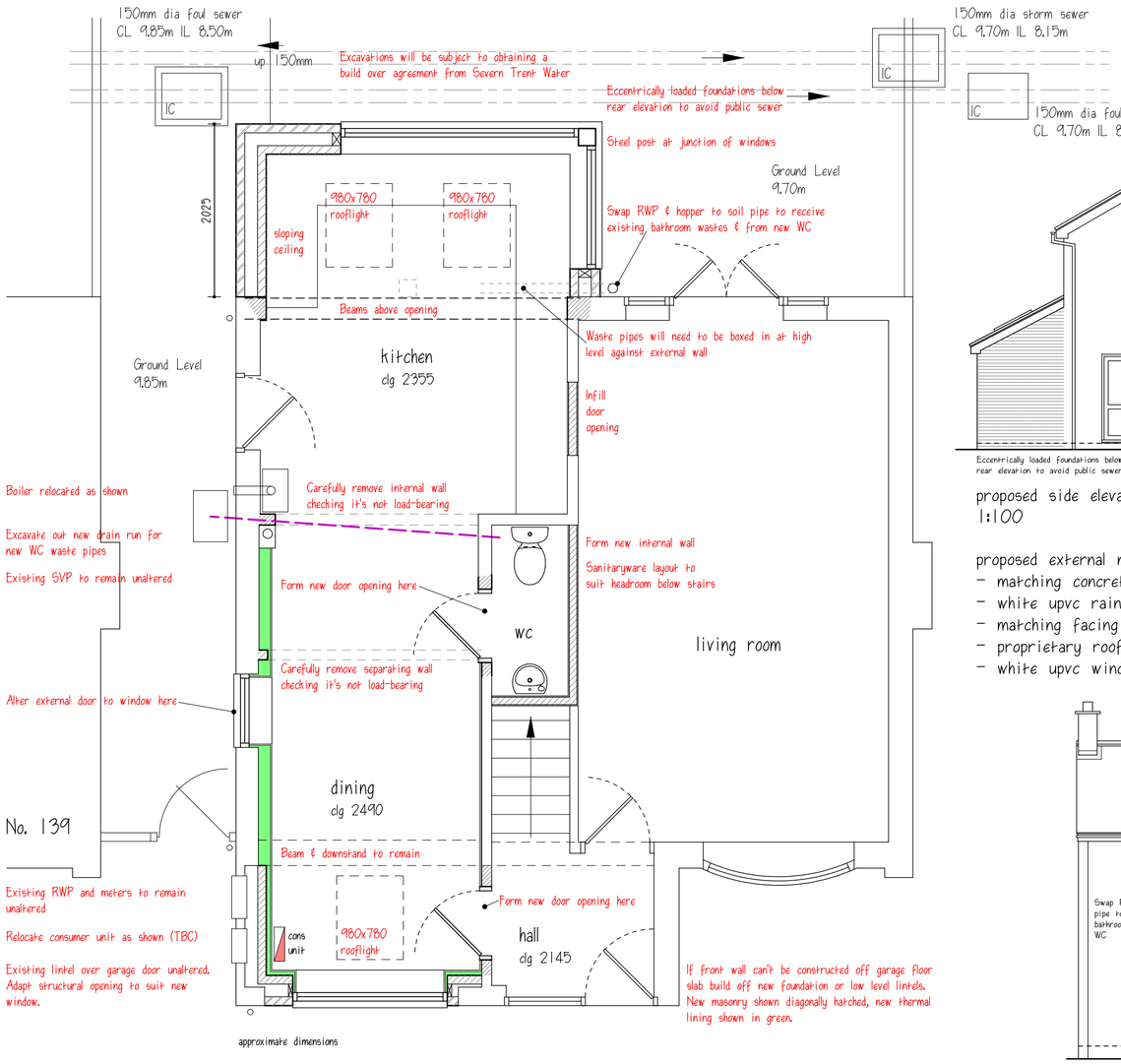

proposed ground floor plan 1:50

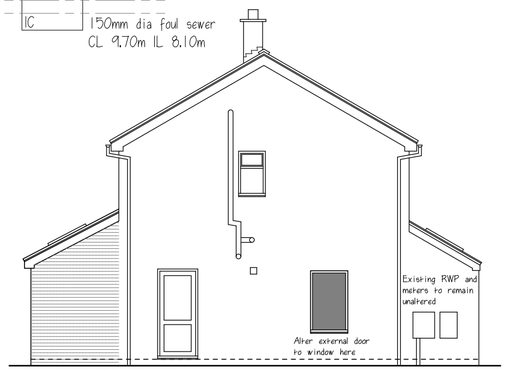

proposed side elevation from No. 139
1:100

proposed external materials
- matching concrete interlocking roof tiles
- white upvc rainwater goods
- matching facing bricks
- proprietary rooflights
- white upvc windows



proposed rear elevation 1:100



proposed front elevation 1:100

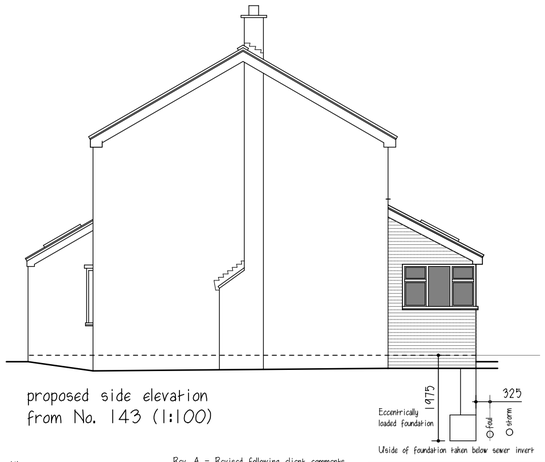

proposed side elevation
from No. 143 (1:100)



Ordnance Survey (c) Crown Copyright 2025. All rights reserved. Licence number 100022432

site location plan 1:1250

0m 20m 50m

Rev. A - Revised following client comments 31/07/25

Rev. B - Sewer information added 24/09/25

CLIENT	MR. N. & MRS. M. COOMBS
ADDRESS	141 WARMWELLS LANE MAREHAY - RIPLEY
PROJECT	PROPOSED EXTENSION & ALTERATIONS
DRAWING	SURVEY & SCHEME DESIGN
SCALE	1:50 / 1:100 / 1:1250 at A2
DATE	JUNE 2025
DWG No.	PA/25-015 SK 81 01 B

PILKINGTON ARCHITECTURE
29A STRETTEA LANE
HIGHAM
ALFRETON
DERBYSHIRE
DE55 6EJ
Tel : 01773 843333
jon@pilkington-architecture.co.uk

This drawing is copyright.
Contractors must check all dimensions on site, working only from grid & figure dimensions.
Discrepancies must be reported to the designer before work is done.