REV	DESCRIPTION	DATE
/	Initial Issue	10/07/24

Existing wall

Element to be demolished

GENERAL NOTES

- Contractor responsible for verifying layouts on site. Notify the Architect of any discrepancies prior to work commencing on site.
- Contractor responsible for locating all existing drainage and services on site and creating new connections accordingly.
- Foundations, floor structure, steel lintels, etc... are to be in strict accordance with Structural Engineer's drawings.
- Existing construction details are assumed from survey information and photographs are to be confirmed on site by the contractor following strip-out prior to the project commencing.
- Proposed floor levels are to be confirmed on site and are to line through with existing Finished Floor Levels unless otherwise stated. Existing FFLs are taken from survey information provided by others and are to be confirmed on site.
- If the contractor is any doubt ask the Architect.
- Drainage proposals are indicative only and subject to confirmation on site following investigation by the Contractor. Contractor responsible for locating any existing drainage services on site and creating new connections accordingly. All proposed drainage works are to be carried in accordance with BS EN 1610:2015 and Approve Document H1:2010. Suggested new connections to be agreed on site with Building Control Officer.
- All internal walls to be assessed by Structural Engineer to establish required supports for removal. All demolition to Structural Engineer's details.
- Services passing through any compartment wall/floor are to be fire stopped with fire dampers and boxed in with 2no. layers of fire resistant plasterboard and mineral wool to provide sufficient acoustic reduction.
- Kitchen unit layout is for indicative reasons ONLY and is subject to specialist design and confirmation from client.

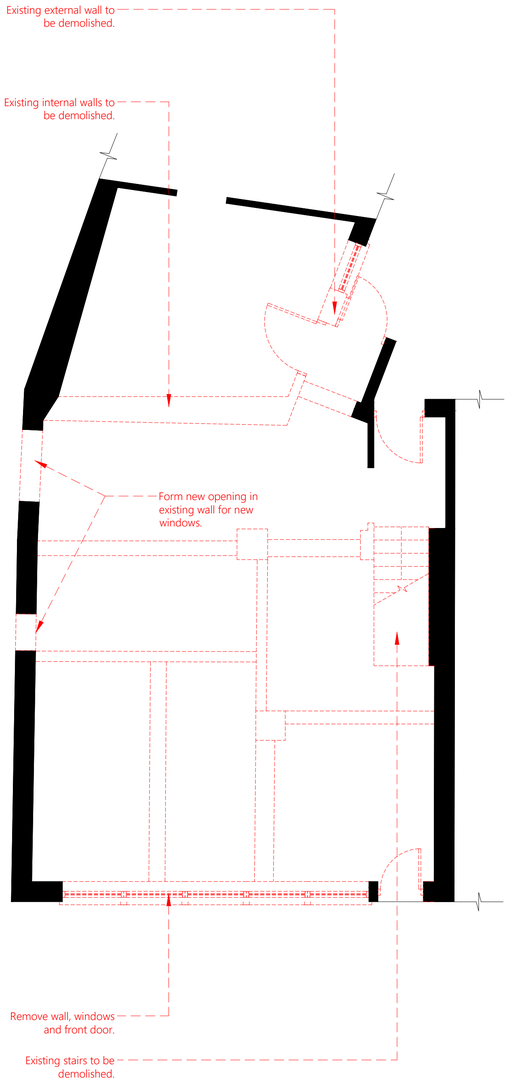

Ground Floor Plan
Scale 1:50

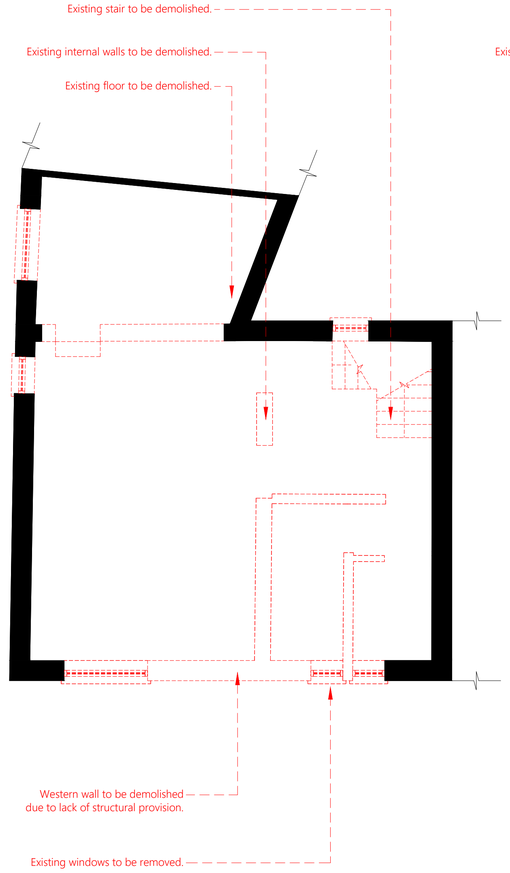

First Floor Plan
Scale 1:50

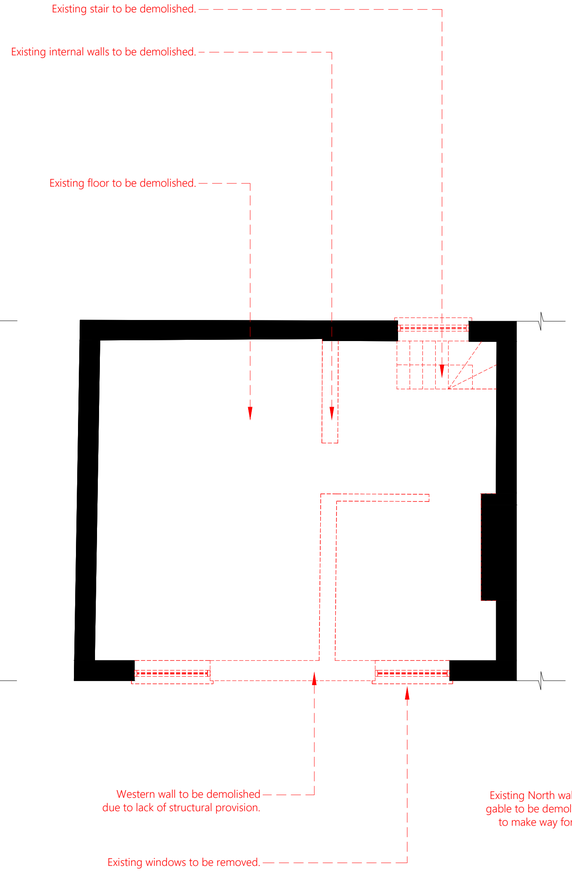

Second Floor Plan
Scale 1:50

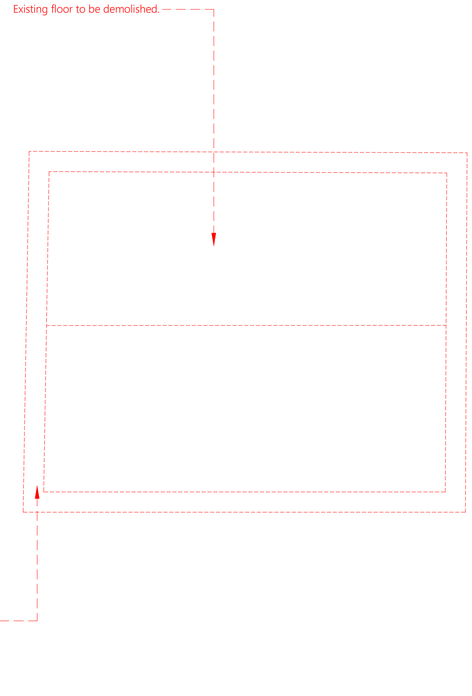

Loft Floor Plan
Scale 1:50

N

SCALE BAR 1:50

0 1m 2m 2.5m 3m 4m 5m

PLANNING

24,038-P-310 / \

PROJECT / 3 King's Street, Alfreton

TITLE / Proposed Demolition of Existing

SCALE / 1:50 @A1 DRAWN BY / JP

This drawing is a copyright of Wilson Architects Ltd. This drawing not to be used other than the purpose for which it was prepared and is to be read in conjunction with all other project documentation. All dimensions are to be checked onsite by the Main Contractor prior to work commencing. Do not scale off this drawing. The Architect is to be informed immediately of any discrepancies and where in doubt - ask.

WILSON ARCHITECTS

W / www.wilsonarchitects.co.uk
E / info@wilsonarchitects.co.uk
T / 01522 837232