

Front Elevation - South

Scaled at 1:50



Rear Elevation - North

Scaled at 1:50

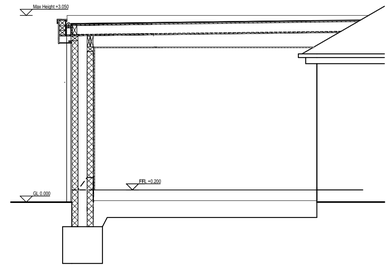

Typical Section

Scaled at 1:50

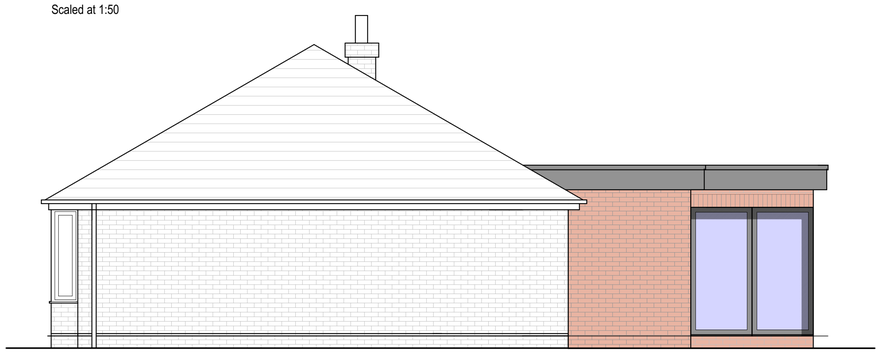

Side Elevation - East

Scaled at 1:50

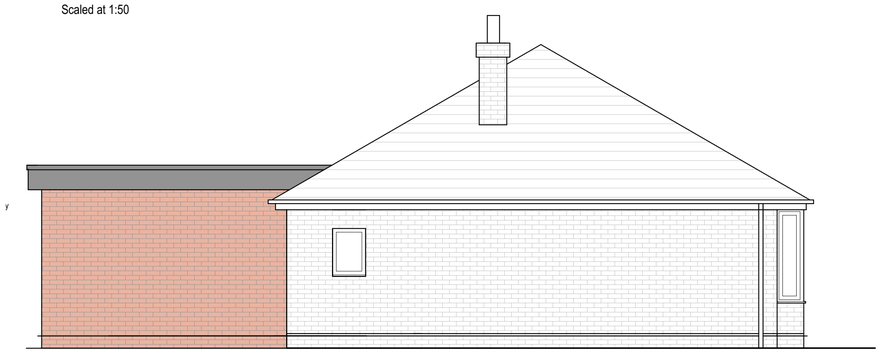

Side Elevation - West

Scaled at 1:50

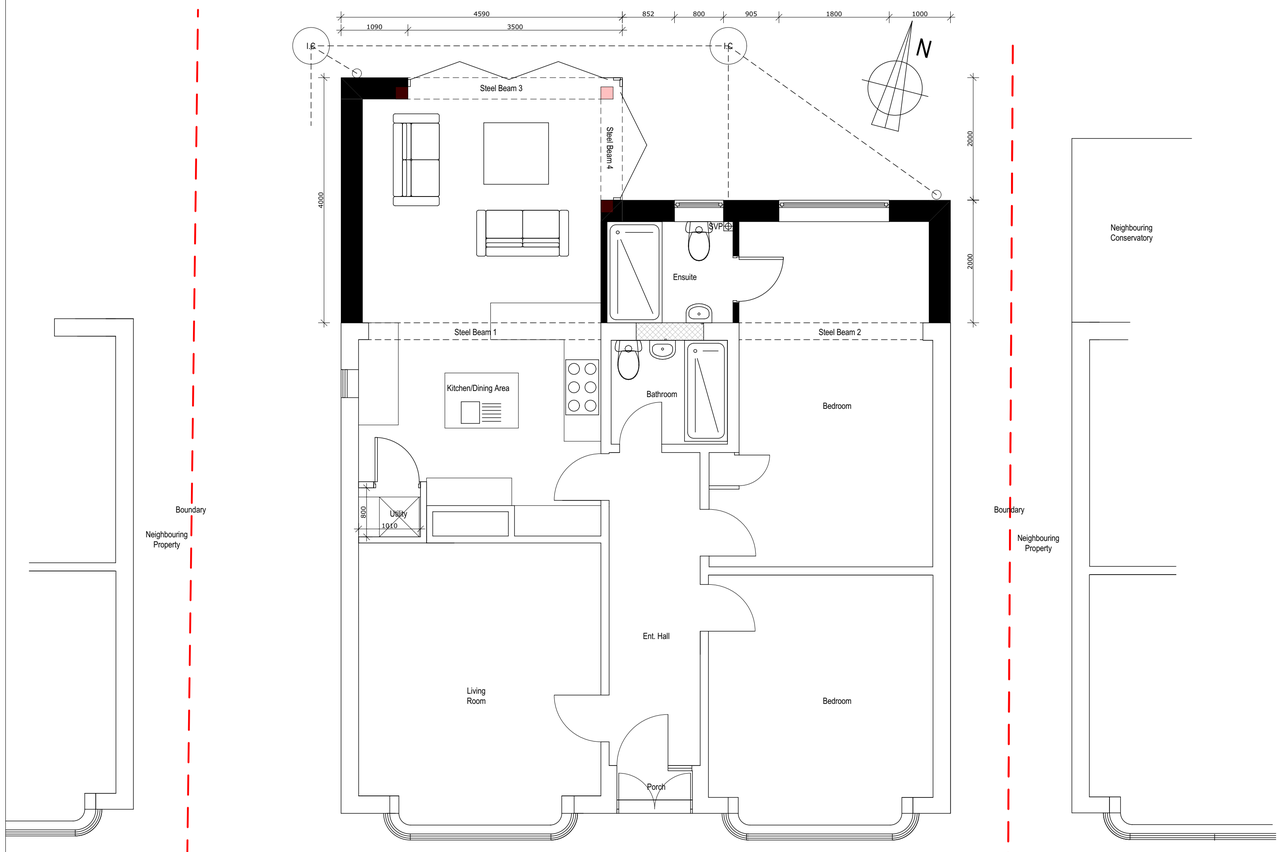

Ground Floor Plan

Scaled at 1:50

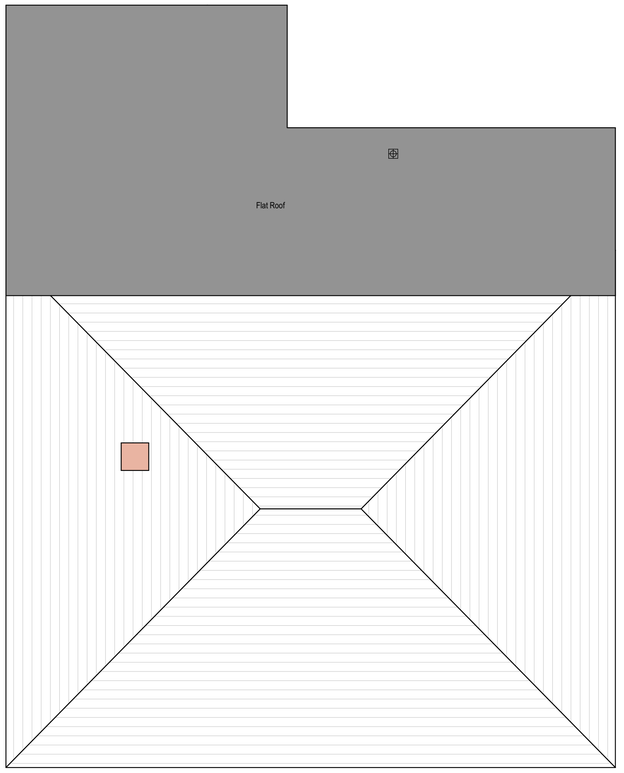

Roof Plan

Scaled at 1:50

NOTES:

THIS DRAWING IS PROTECTED BY COPYRIGHT

This drawing is for planning purposes only.

All dimensions are in millimetres unless stated otherwise.

All dimensions indicated are approximate and are for guidance purposes only.

Do not scale off of drawings.

Levels, dimensions and boundary positions are to be checked on site by the chosen contractor. Any discrepancies are to be reported to LW Building Design Services.

Any information given on this drawing regarding the location of any services is only approximate and is given for guidance only.

Structural design and building control approval is required before construction commences.

You are reminded of your responsibility that all statutory notices are in place before construction commences.

The Contractor is to assume design responsibility under CDM 2015.

You are reminded of your responsibilities under the 'Party Wall etc. Act 1996' where applicable.

LW BUILDING DESIGN
OAKERTHORPE, DERBYSHIRE
T| 07742121972 E| Lwbuildingdesign@hotmail.com

Client	Mr Hunt
Project Address	10 Peak Avenue Riddings Derbyshire DE55 4AN
Project	Rear Extension
Drawing	Proposed Layouts & Elevations
Drawing Status	Planning
Drawn by LW	**Date** October 2025
Drawing Scale	1:50 at A1
Drawing Reference	L03 **Revision** -