© Drawing & Design Copyright of:

MIKE HALL
ARCHITECT

Do not scale this drawing
Do not derive dimensions from digital media

A0

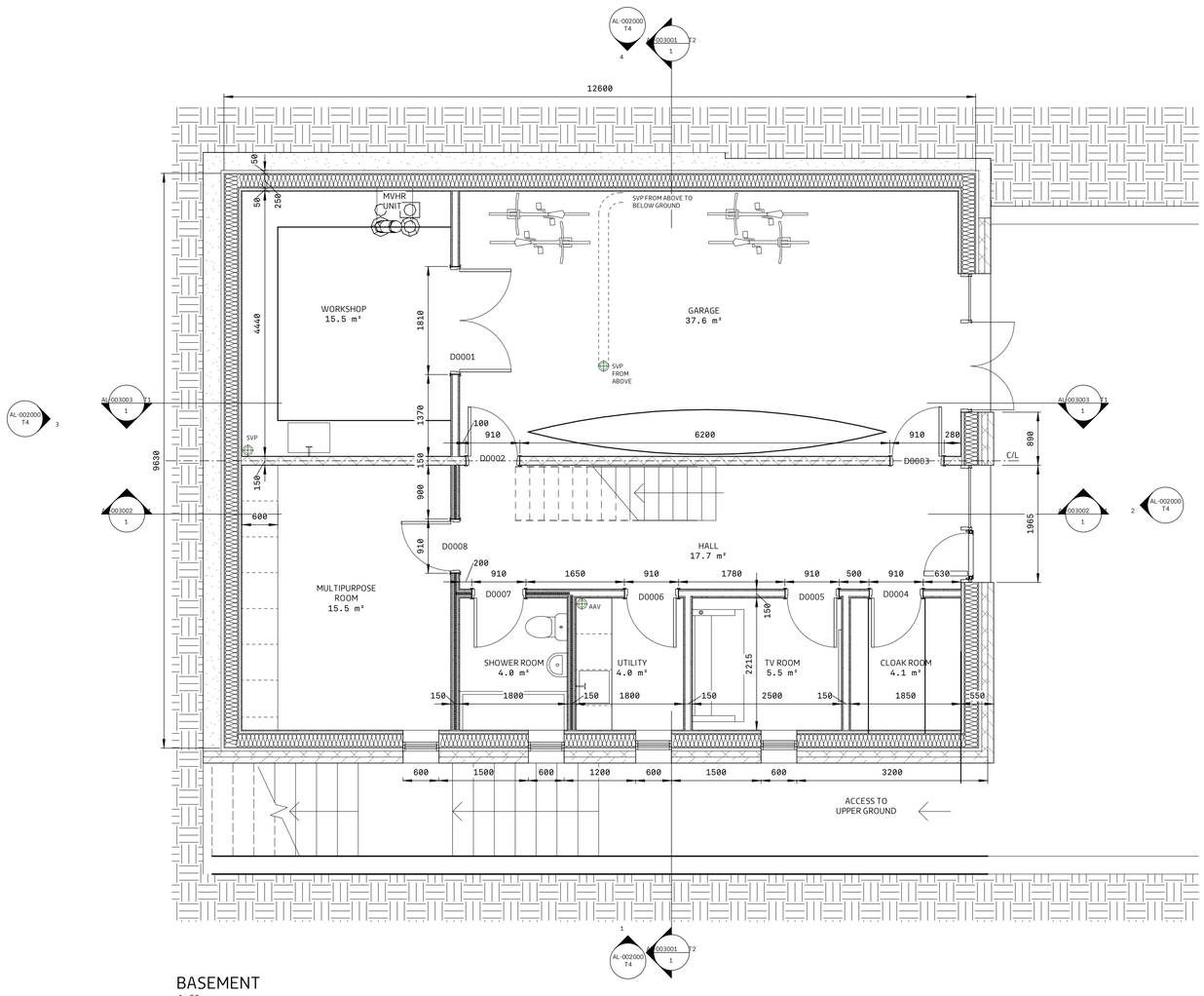

BASEMENT
1:50

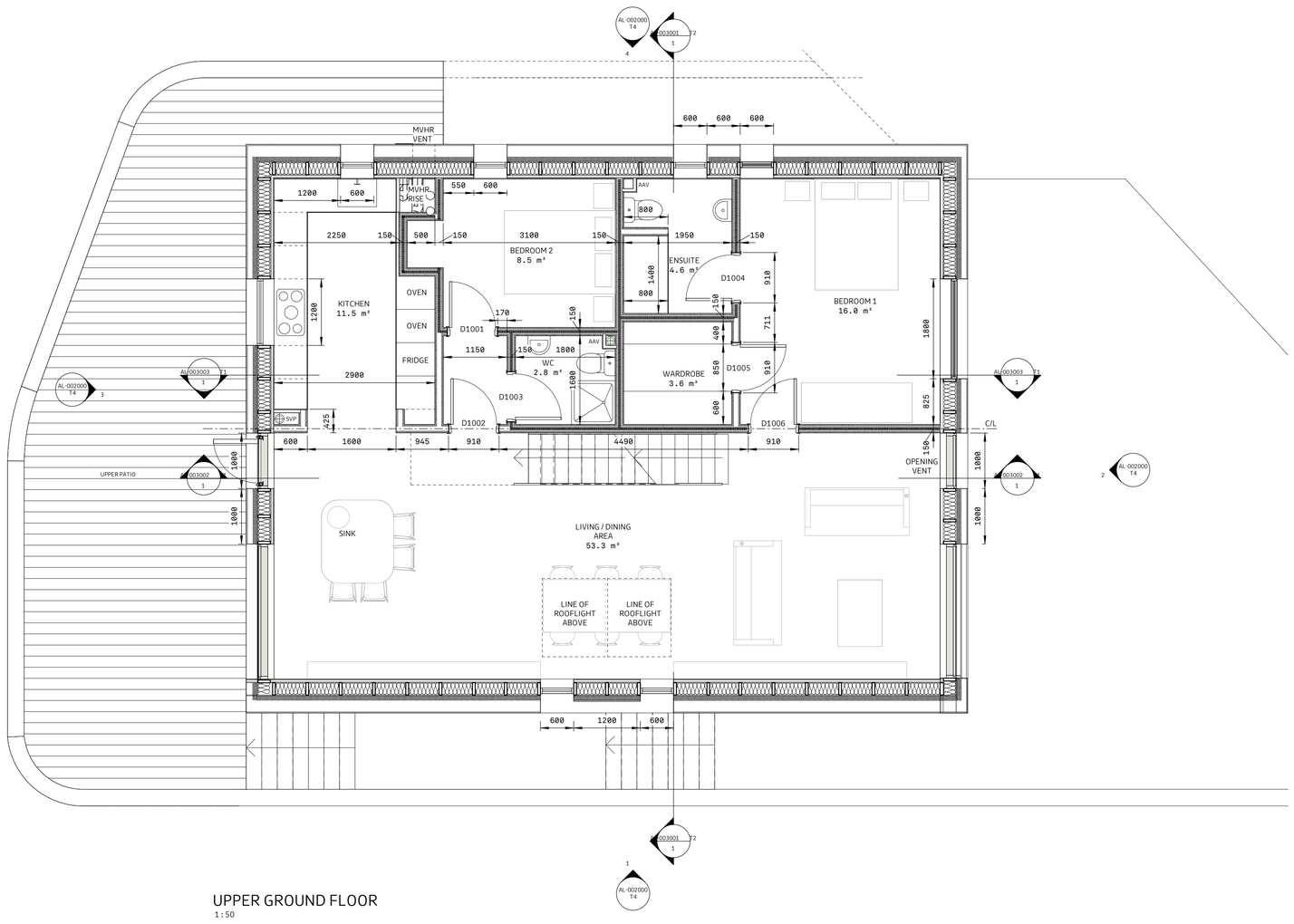

UPPER GROUND FLOOR
1:50

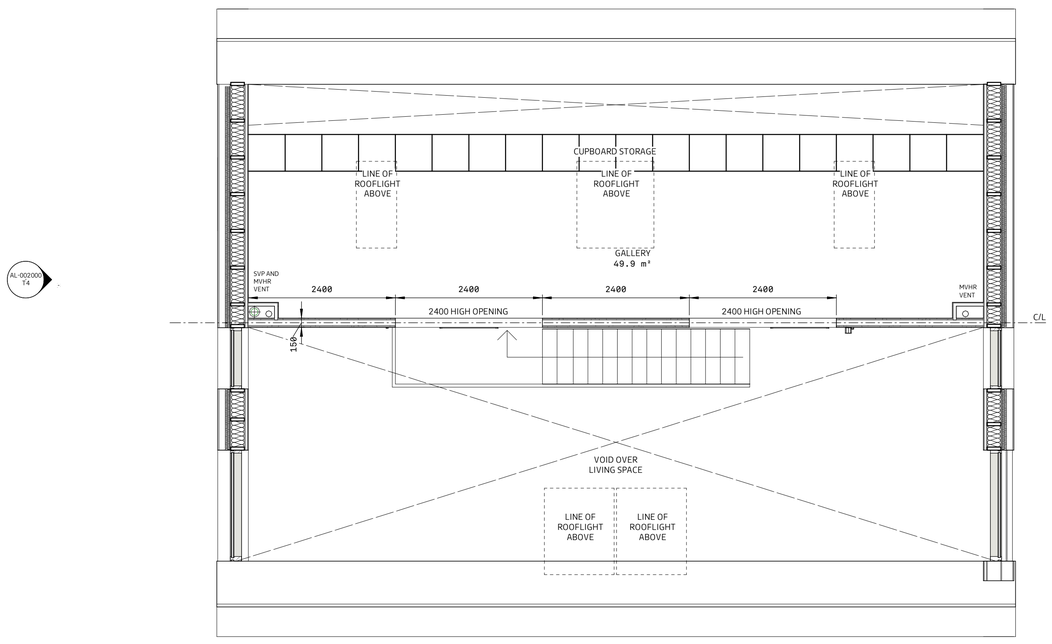

MEZZANINE
1:50

Room Area Schedule		
Level	Name	Area
Level 00	WORKSHOP	15.54 m²
Level 00	GARAGE	37.57 m²
Level 00	MULTIPURPOSE ROOM	15.54 m²
Level 00	SHOWER ROOM	3.99 m²
Level 00	UTILITY	3.99 m²
Level 00	TV ROOM	5.54 m²
Level 00	CLOAK ROOM	4.10 m²
Level 00	HALL	17.72 m²
		103.97 m²
Level 01	BEDROOM 2	8.46 m²
Level 01	LIVING / DINING AREA	53.27 m²
Level 01	BEDROOM 1	15.98 m²
Level 01	ENSUITE	4.58 m²
Level 01	WARDROBE	3.61 m²
Level 01	WC	2.82 m²
Level 01	KITCHEN	11.52 m²
		100.24 m²
MEZZANINE	GALLERY	49.85 m²
		49.85 m²
		254.06 m²

Wall Type Schedule	
Wall Type	Area
A-21-M3-FBA-Wall-ExternalWall_Blockwork/Stone	50.83 m²
A-21-M3-FBA-Wall-ExternalWall_Garden	93.00 m²
A-21-M3-FBA-Wall-ExternalWall_Retaining 200mm	13.46 m²
A-21-M3-FBA-Wall-ExternalWall_Retaining 300mm	49.78 m²
A-21-M3-FBA-Wall-ExternalWall_Timber Clad	56.45 m²
A-21-M3-FBA-Wall-ExternalWall_Timber Clad 200 Insulation	1.80 m²
A-21-M3-FBA-Wall-ExternalWall_Zinc Clad	52.80 m²
A-22-M3-FBA-Wall-CompositeWindows	13.68 m²
A-22-M3-FBA-Wall-InternalWall_Block Partition Wall- 150mm	25.10 m²
A-22-M3-FBA-Wall-InternalWall_Stud Partition Wall- 150mm	146.30 m²
A-22-M3-FBA-Wall-InternalWall_Stud Pipe Boxing- 50mm	8.24 m²
A-25-M3-FBA-Wall-CurtainWall	43.44 m²

Floor Schedule	
Type	Area
A-23-M3-FBA-Floor-ConcreteFloor_Screed/Ground Bearing Slab	130.22 m²
A-23-M3-FBA-Floor-TimberFloor_400mm Joists	106.31 m²
A-23-M3-FBA-Floor-TimberFloor_External Area	47.96 m²
A-23-M3-FBA-Floor-TimberFloor_300mm Joists	53.10 m²
A-23-M3-FBA-Floor-TimberFloor_External Area	6.84 m²

Roof Schedule	
Type	Area
A-27-M3-FBA-Roof-Roof_Zinc Clad	167.82 m²

Internal Opening Schedule

Level	Opening Number	Room Name	Structural Opening Height	Structural Opening Width	Wall Thickness	Fire Rating	Notes
Level 00	D0001	GARAGE	2100.00	1810.00	150.00	FD30	
Level 00	D0002	GARAGE	2100.00	910.00	150.00		
Level 00	D0003	GARAGE	2100.00	910.00	150.00		
Level 00	D0004	CLOAK ROOM	2100.00	910.00	150.00		
Level 00	D0005	TV ROOM	2100.00	910.00	150.00		
Level 00	D0006	UTILITY	2100.00	910.00	150.00		
Level 00	D0007	SHOWER ROOM	2100.00	910.00	150.00		
Level 00	D0008	MULTIPURPOSE ROOM	2100.00	910.00	150.00		
Level 01	D1001	BEDROOM 2	2100.00	910.00	150.00		
Level 01	D1002		2380.00	910.00	150.00		
Level 01	D1003	WC	2100.00	910.00	150.00		
Level 01	D1004	ENSUITE	2100.00	910.00	150.00		
Level 01	D1005	BEDROOM 1	2100.00	910.00	150.00		
Level 01	D1006	BEDROOM 1	2380.00	910.00	150.00		
Level 01	D1007						
Level 01	D1008						
Level 00	D1009	HALL	2100.00	854.48			

Rev.	Date	Description	Issued by	Checked by

Drawing No: 2024 AL-001000 Rev: T3

Project Name: 91A BULLBRIDGE HILL

Drawing Name: FLOOR PLANS

Drawing Status: TENDER Suitability: S3

Project No:	Date:	Scale:	Drawn:	Checked:
2024-01	MAR 25	1:50	IS	MH