© Drawing & Design Copyright of:

MIKE HALL
ARCHITECT

Do not scale this drawing
Do not derive dimensions from digital media

A1

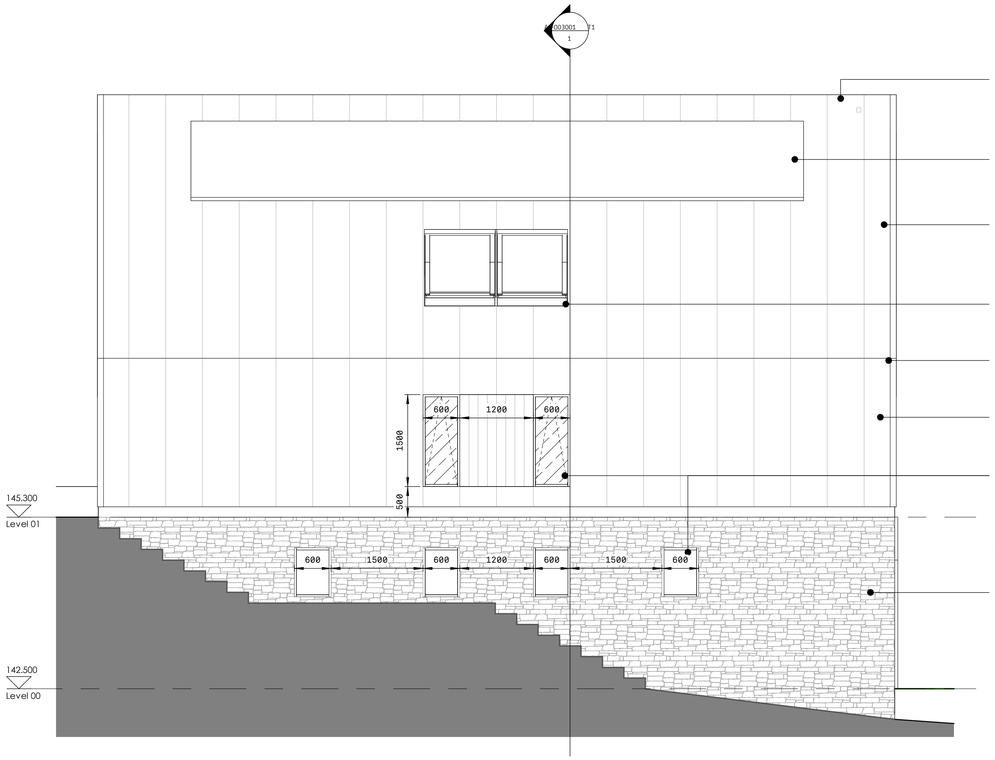

SOUTH EAST ELEVATION
1 : 50

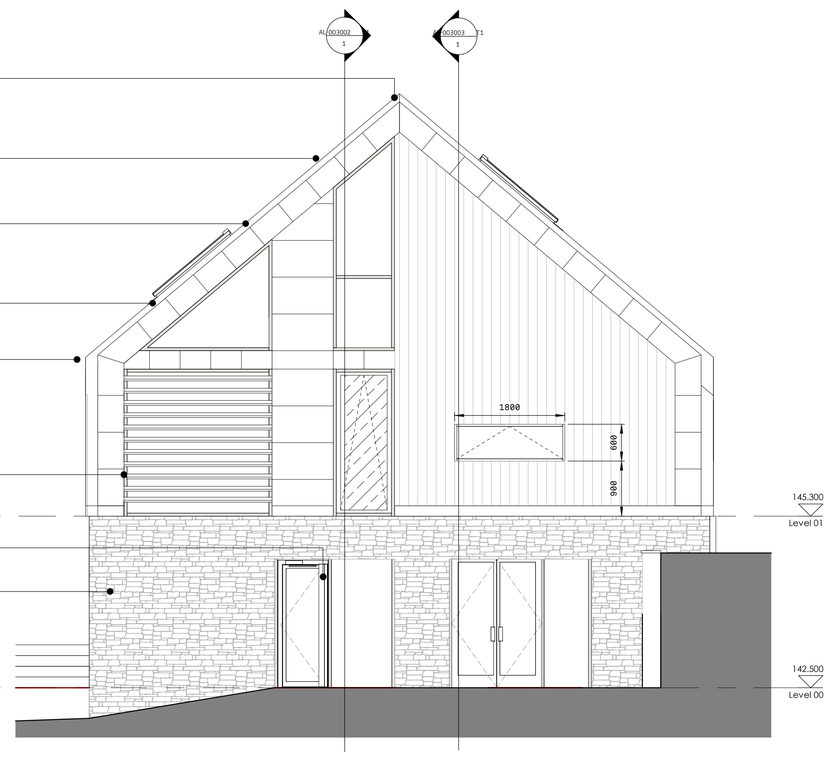

NORTH EAST ELEVATION
1 : 50

MATERIALS SCHEDULE

ROOFS	VM ZINC WITH CLIP-ON PHOTOVOLTAIC PANELS U-VALUE 0.10 W/m²K
LOWER WALLS	NATURAL STONE WITH BLOCKWORK BEHIND U-VALUE 0.10 W/m²K
UPPER WALLS	VM ZINC RAINSCREEN CLADDING U-VALUE 0.10 W/m²K
WINDOWS	ALUMINIUM FACED TIMBER WINDOWS (GREY) U-VALUE 0.80 W/m²K
DOORS	HARDWOOD TIMBER PAINTED (GREY) U-VALUE 0.80 W/m²K
LINTELS	DRESSED STONE/BLOCKWORK
CILLS	VM ZINC (GREY)
EAVES	NOT APPLICABLE
RAINWATER	ALUMINIUM (GREY)
BOUNDARY	REFER TO SITE PLAN, VARIES

BOUNDARY WITH ADJACENT PREMISES SHOULD NOT BE COMPROMISED DURING WORKS. THE CLIENT SHOULD SERVE WRITTEN NOTICE ON OCCUPIERS OF ALL ADJACENT NEIGHBORING BOUNDARIES NOTIFYING THEM OF THE INTENT TO UNDERTAKE WORKS ON OR WITHIN 3M OF A BOUNDARY

FURTHER GUIDANCE ON THIS MATTER CAN BE FOUND IN THE EXPLANATORY BOOKLET OF THE 'PARTY WALL ACT' 1996, AT WWW.GOV.UK/PARTY-WALL-ETC-ACT-1996-GUIDANCE

AREAS OF TOUGHENED SAFETY GLAZING

ANY GLAZING TO THE BUILDING MUST SATISFY DIAGRAM 5.1, K4 OF APPORVED DOCUMENT K OF THE BUILDING REGULATIONS IN RESPECT TO SAFETY AND DUE TO IMPACT, SAFETY GLAZING TO BE INCORPORATED UP TO 800mm ABOVE FFL IN WALLS / PARTITIONS AND UP TO 1500MM ABOVE FFL IN DOORS OR SIDE PANELS, ALSO 300mm EITHER SIDE OF DOOR EDGE. GLAZING IN THESE LOCATIONS SHOULD COMPLY WITH THE GUIDELINES OF BS EN 12600 AND BS 6206 IN TERMS OF BREAKAGE AND SAFETY

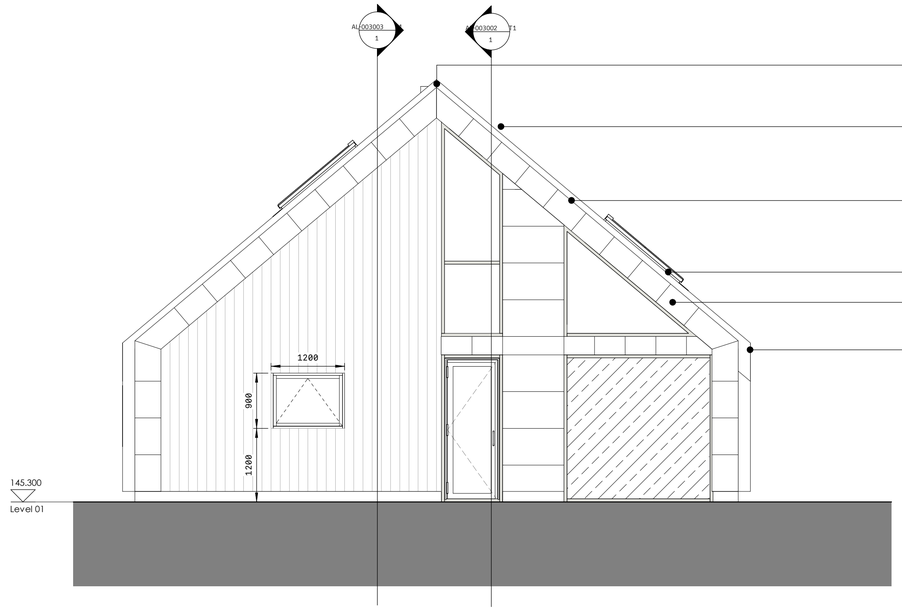

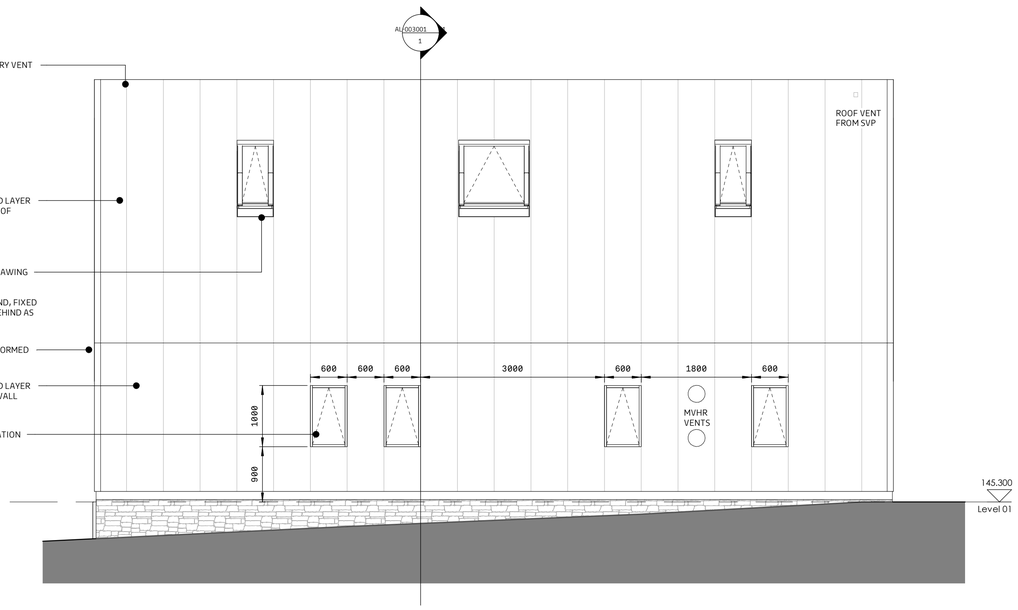

NORTH WEST ELEVATION
1 : 50

0 1 2 3 4 5m
1:50
1:100
0 1 2 3 4 5 6 7 8 9 10m

Rev.	Date	Description	Issued by	Checked by

Drawing No: **2024 AL-002000** Rev: **T4**
Project Name: 91A BULLBRIDGE HILL
Drawing Name: ELEVATIONS
Drawing Status: TENDER
Suitability: S3
Project No: 2024-01 Date: MAR 25 Scale: As indicated IS Drawn: Checked: MH