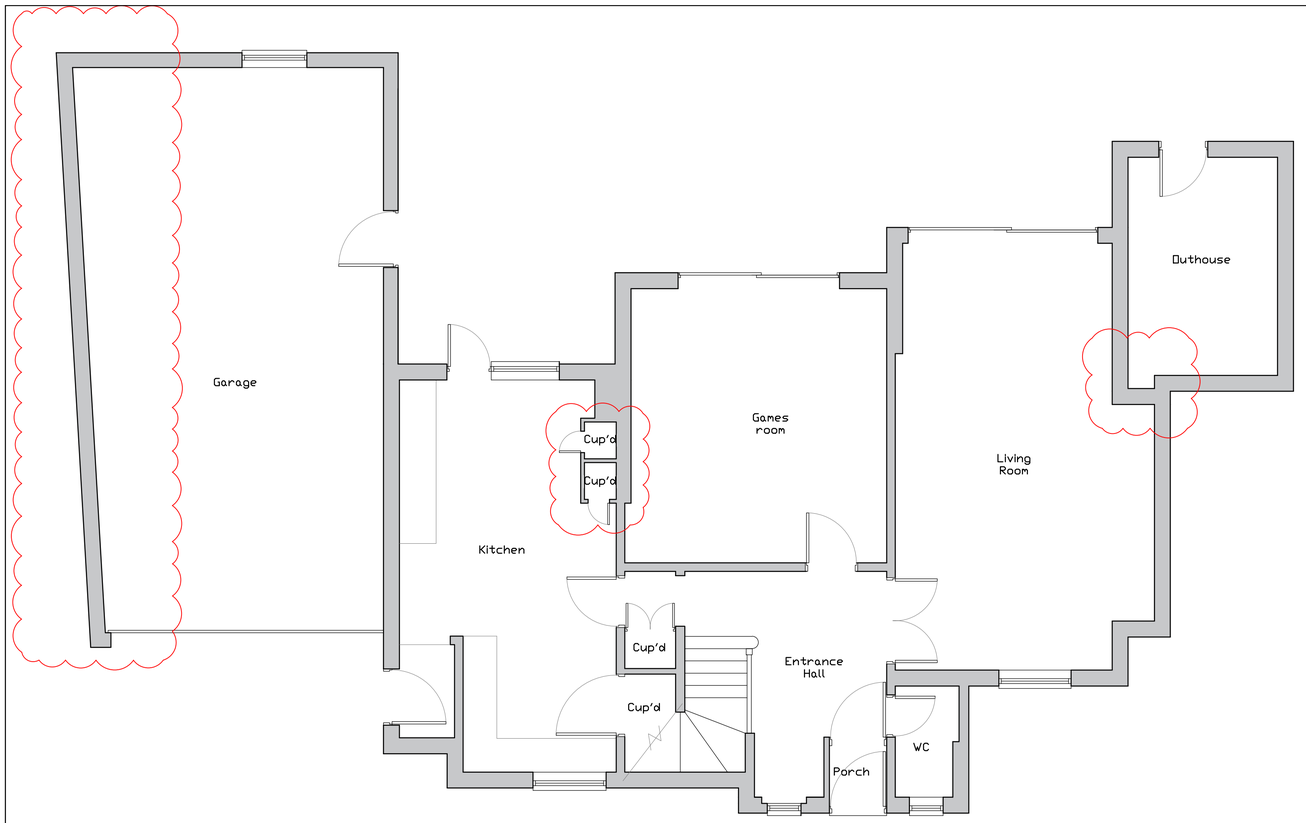

Existing Ground Floor Plan
Scale 1 : 50

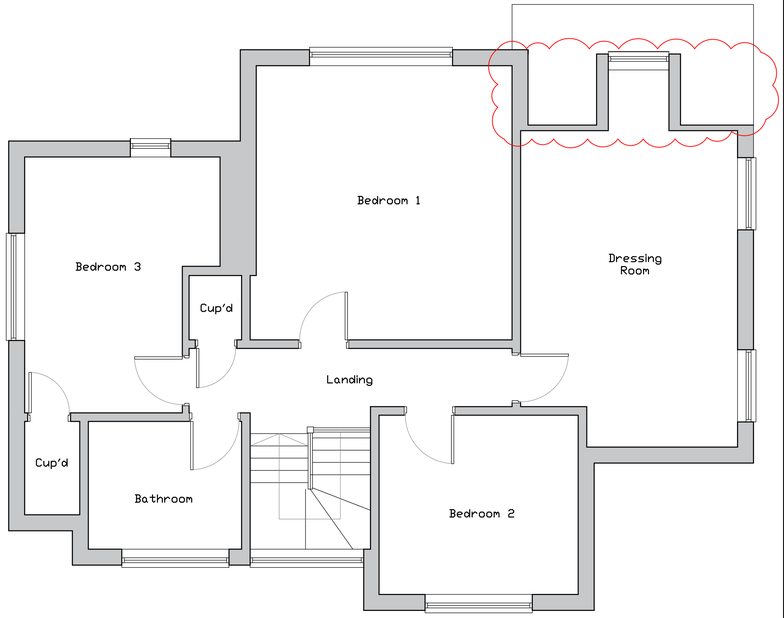

Existing First Floor Plan
Scale 1 : 50



Existing Front Elevation
Scale 1 : 100



Existing Side Elevation
Scale 1 : 100

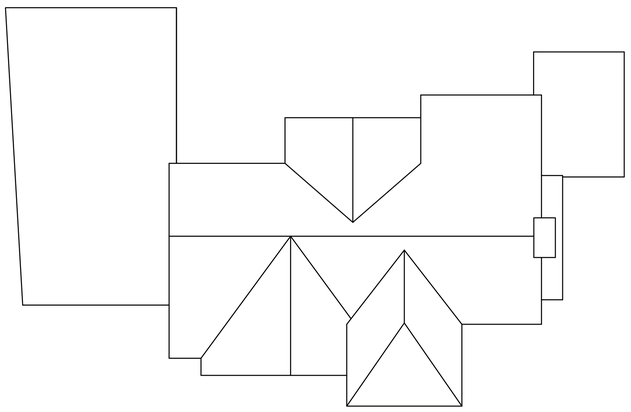

Existing Roof Plan
Scale 1 : 100



Existing Rear Elevation
Scale 1 : 100



Existing Side Elevation
Scale 1 : 100



SCALE 1:200



SCALE 1:100

PLANNING PURPOSES ONLY.

Notes:

1) The contractor to confirm details of the existing structure are correct prior to commencement of any works. if there are any discrepancies please contact us.

2) Soakaways are to be a minimum of 5.0m away from any building and 10.0m away from any water course.

3) All drainage details are indicative and should there be any discrepancies, please contact us to review or agree with the building control officer.

4) Contractor to locate the position of any existing services prior to excavation.

5) In any project in which a Party Wall Agreement is required, it is the contractor/ client responsibility.

6) Client to ensure principle design is employed after obtaining planning permissions.

Rev.	Revision Description	Drn	Date

JT TAYLOR DESIGN & DRAFTING

Client
MR AND MRS YOUNG
23 BROADWAY DUFFIELD

Contract Title:
2 STOREY REAR EXTENSION

Drawing Contents:
EXISTING FLOORPLANS, ROOFPLAN AND ELEVATIONS

Drawing Status:
PRELIMINARY

Drawn by:	Date:	Scale:
JT	JAN 25	AS SHOWN @ A

Drawing No:
JT0006 - 001
P0