PROPOSED ELEVATIONS_REV_C.

DWG. NO. 1.2.2439_015 SCALE. 1:100@A1

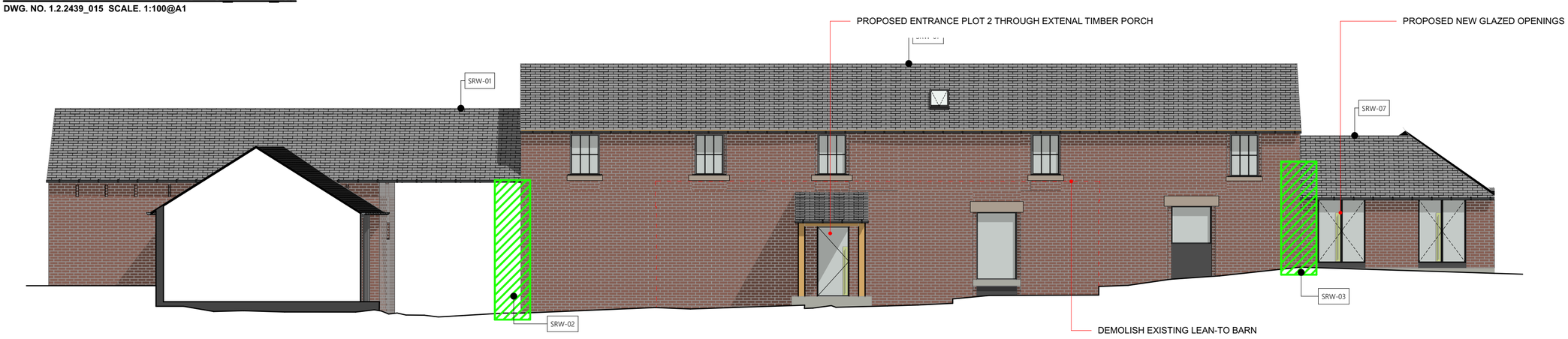

E10 ELEVATION 10 PROPOSED 1:100

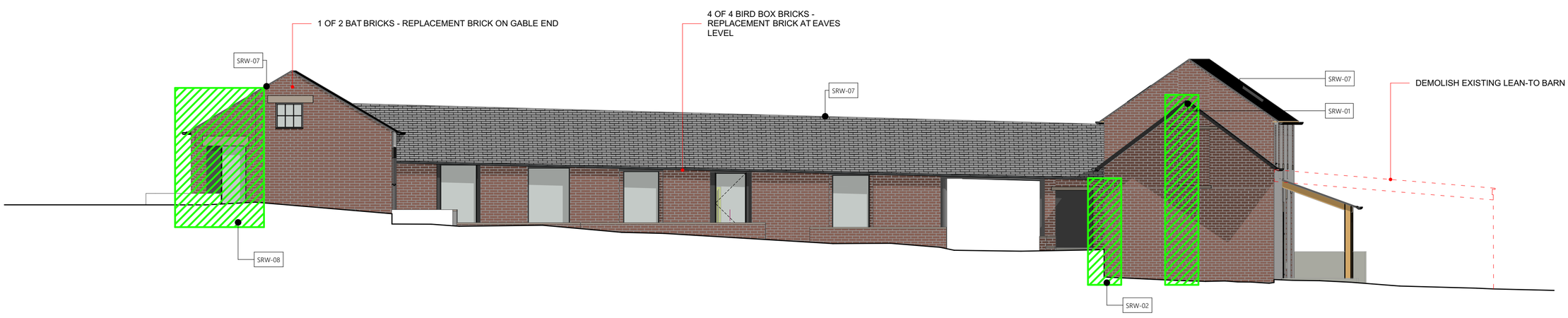

E5 ELEVATION 5 PROPOSED 1:100



E7 ELEVATION 7 PROPOSED 1:100

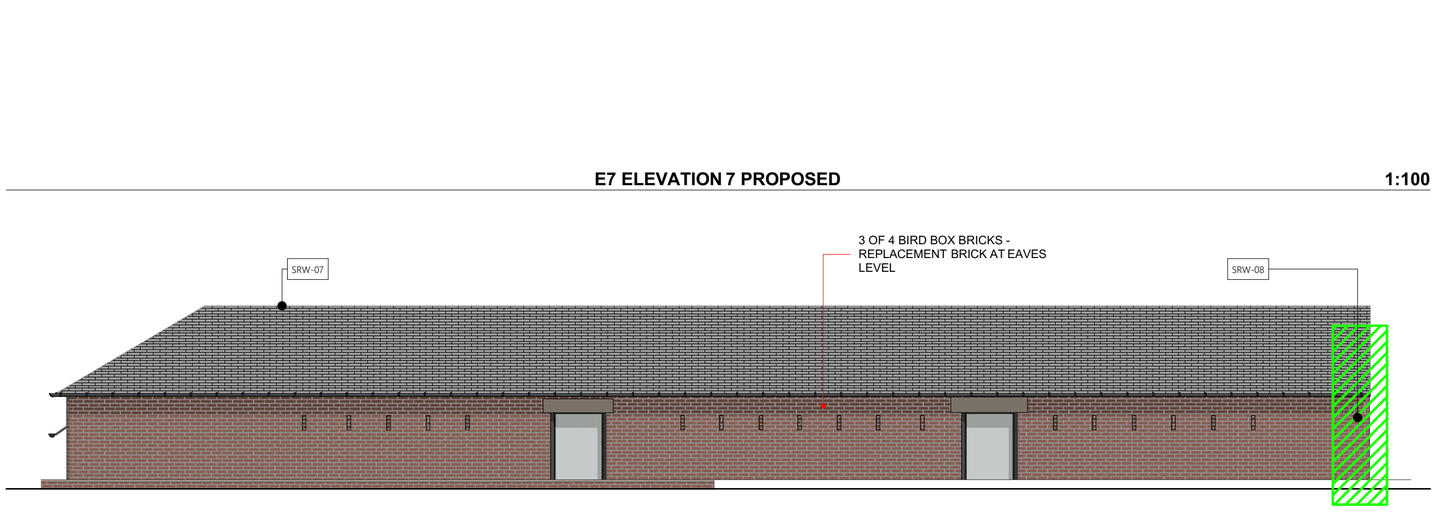

E8 ELEVATION 8 PROPOSED 1:100

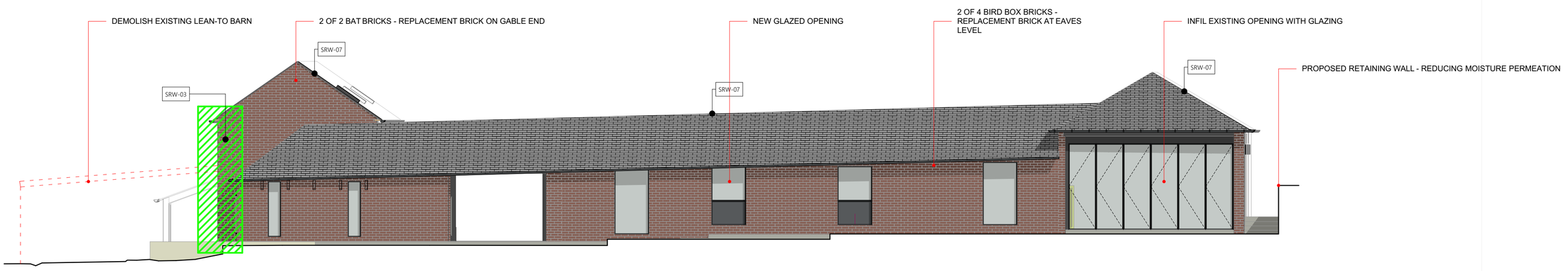

E9 ELEVATION 9 PROPOSED 1:100

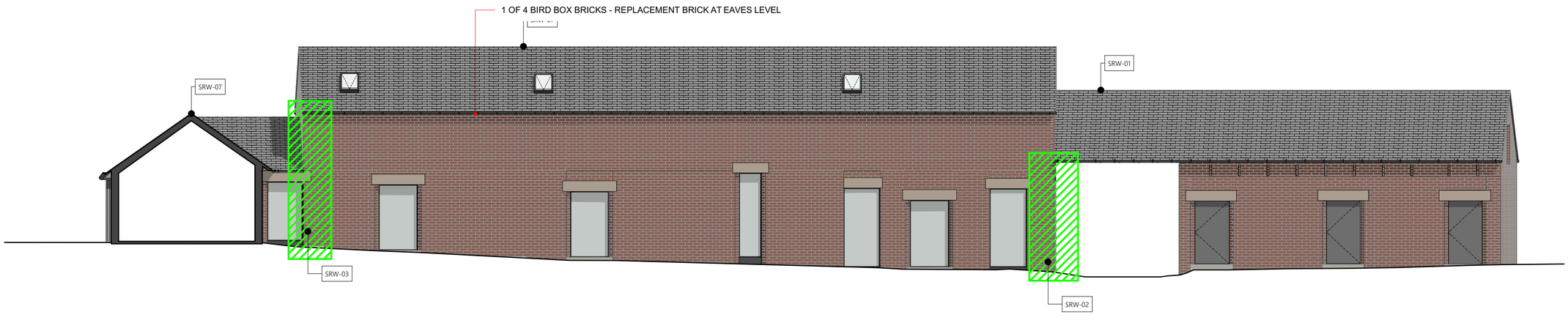

E6 ELEVATION 6 PROPOSED 1:100

SRW STRUCTURE REPAIR WORK

SRW-01	NEW RIDGE BEAM - REPLACE ROTTEN TIMBERS, INSTALL RAINWATER GUTTERS AND DOWNPIPE - FIX GABLE CRACK
SRW-02	REPAIR CRACKS- REBUILD AREAS OF BROKEN WALL - REPOINTING, UNDERPIN EXISTING WALL, INSTALL RAINWATER GOODS - ENSURE PROPER DRAINAGE
SRW-03	REPAIR CRACKS- REBUILD AREAS OF BROKEN WALL - REPOINTING, UNDERPIN EXISTING WALL, INSTALL RAINWATER GOODS - ENSURE PROPER DRAINAGE
SRW-07	THE TRADITIONALLY-BUILT PART OF THE PROPERTY REQUIRES TRIANGULATION TO THE ROOF STRUCTURE, WHICH WOULD BE BEST ACHIEVED BY THE INSTALLATION OF A STRUCTURAL RIDGE BEAM, SINCE EAVES-LEVEL TIES BETWEEN THE FEET OF THE RAFTERS WOULD RESTRICT HEADROOM IN PLACES. NEW ROOF TIMBERS SHOULD BE INSTALLED TO REPLACE THE RAFTERS (WHICH NEED DEEPENING TO ACCOMMODATE APPROPRIATE INSULATION), THE SLENDER PURLINS, AND THE DAMAGED TRUSSES AND WALLPLATES. ANY RETAINED STRUCTURAL TIMBERS IN THE ROOFS SHOULD BE TREATED TO PRESERVE THEM AGAINST WOODBORING INSECT INFESTATION AND ROT, BUT IT WOULD PROBABLY BE MOST ECONOMIC TO REPLACE THE ROOFS WHOLESALE. ONCE TRIANGULATION IS RESTORED TO THE ROOF STRUCTURE, THE TENDENCY OF THE EAVES TO SPREAD WILL HAVE BEEN ALLEVIATED. ON THE FRONT ELEVATION OF THE WESTERN AND SOUTHERN PARTS, THE UPPERMOST COURSES OF BRICKWORK BELOW THE EAVES WOULD NEED TO BE TAKEN DOWN AND REALIGNED. IN SOME PLACES, THE FULL HEIGHT OF THE BRICKWORK WOULD NEED TO BE LOCALLY TAKEN DOWN AND REBUILT. TIMBER LINTELS SHOULD BE REPLACED WITH SUITABLY-DESIGNED ALTERNATIVES TO A STRUCTURAL ENGINEER'S DESIGN.
SRW-08	REPAIR CRACKS- REBUILD AREAS OF BROKEN WALL - REPOINTING, UNDERPIN EXISTING WALL, INSTALL RAINWATER GOODS - ENSURE PROPER DRAINAGE

COPYRIGHT ©
This drawing is copyright and issued to you in confidence. It must not be copied, used or disclosed, in whole or in part, to third parties without our written permission. It remains the property of JERVIS DESIGN LIMITED. Registered office: 18 Duffield Road, Derby, DE1 3BB. Company registration number: 12978017, and must be returned on request.

DIMENSIONS NOTE:
All dimensions are in millimetres unless stated otherwise. If in doubt ask. Do not scale from this drawing.

SURVEY NOTE:
Drawing based on inherited information. All dimensions and levels to be checked prior to any work commencing on site.

GENERAL NOTES:
1. Any changes to the drawn drawing during construction should be recorded and reported to JERVIS DESIGN LIMITED immediately.
2. All works by the contractor must be carried out in a way such that all requirements under the heath and safety at work act are satisfied.
3. All work to be carried out in compliance with the requirements of the relevant statutory authorities and regulations.

0m 1 2 3 4

SCALE 1:100

C - PJ - 09.12.25 - UPDATED REF NOTES
B - PJ - 00.00.00
A - PJ - 00.00.00

Rev.	By.	Date.	Description.

DESIGN ARCHITECTS
01332 505238
jervisdesign.com
18 Duffield Rd, Derby DE1 3RZ

CLIENT.
S & D SERVICES LTD

PROJECT.
YEW TREE FARM, GUNHILLS LANE, DE56 2LR

DRAWING TITLE.
PROPOSED ELEVATIONS_REV_C

DATE PUBLISHED.	SHEET SIZE.	DRAWN BY.	SCALE.
09/12/2025	A1	PJ	1:100

STATUS.
PLANNING

PROJECT NUMBER_DRAWING ID_REVISION.
1.2.2439_015