Photo EL4



Cracked stone lintel over first floor window

Photo EL3



Photo EL2



Photo EL1



E1 SOUTH ELEVATION

Scale: 1:100

0m 1 2 3 4 5



E2 EAST ELEVATION

Scale: 1:100

0m 1 2 3 4 5

Existing plastic rainwater goods

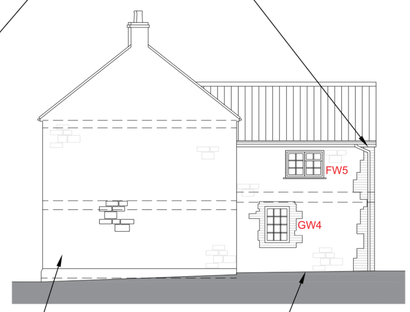

E3 NORTH ELEVATION

Scale: 1:100

0m 1 2 3 4 5

Existing red brick chimney stacks with round clay 'rolled top' pots

Existing roof coverings consisting of hand-made Staffordshire blue clay plain tiles and sandstone ridge tiles

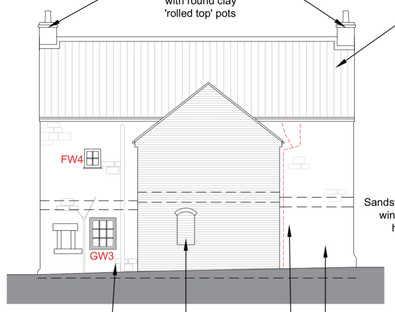

Former arched opening blocked up

Structural movement joint at wide abutment of brickwork with original stone building

Existing stone bench now removed (retained on site)

E4 WEST ELEVATION

Scale: 1:100

0m 1 2 3 4 5

Dressed sandstone window surround

Sandstone window head

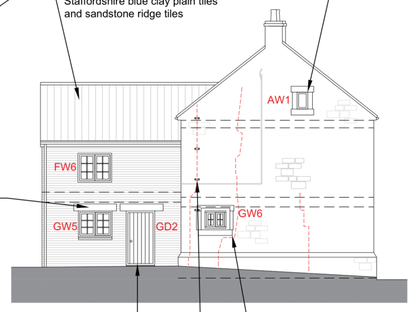

Head and quoins sandstone to door surround

Plastic tell-tales monitoring structural movement

Dressed sandstone window surround. Movement fracture evident through stone cill

Photo EL5



Photo EL6



Photo EL7



Photo EL8



Photo EL9



Photo EL10



Photo EL11



Photo EL12



Photo EL13



Photo EL14



Photo EL15



E1 SOUTH ELEVATION

E2 EAST ELEVATION

E3 NORTH ELEVATION

E4 WEST ELEVATION (NORTH END)

E4 WEST ELEVATION (SOUTH END)

GENERAL NOTES:

1 All finishes disturbed and all damage caused resulting from the works is to be made good.

2 This drawing is to be read in conjunction with Drawing Nos issued with the prefix 1160/ and any specification of materials and works together with any accompanying schedules that may be issued.

3 Inform the Architects of all untoward findings or discrepancies.

4 Written dimensions are to be taken in preference to scaled. All dimensions are to be confirmed on site prior to commencement of the works. Do not scale from these drawings. If in doubt ask.

5 Where Architects approval is required the Architects confirm that a minimum of 1 week notice must be given for inspection.

6 Where possible the Architects have undertaken not to specify deleterious materials.

7 This drawing is copyright ©. Smith and Roper retain copyright of this drawing and other project documents under the Copyright Designs and Patents Act 1988 with all rights reserved excepting that Smith and Roper hereby grant license to the client named below for the use of such drawings and documents in matters relating only to the project stated below. Under no circumstances may this drawing or associated documents be copied in whole or in part or used elsewhere without the express permission of Smith and Roper.

FITNESS OF MATERIALS:

All materials shall be new unless otherwise stated and shall comply with the current British Standards/Codes of Practices and or have a BBA Certificate. All materials/components shall be used and fixed in accordance with the manufacturer's recommendations. The Architects are to be informed of any anomalies or discrepancies. Where possible the Architects have undertaken not to specify deleterious materials.

No dimensions other than those indicated should be taken from the drawings.

Construction dimensions should be checked by the main contractor prior to the commencement of work.

Key:

Fractures associated with structural movement

Revision Notes:

PLEASE NOTE THAT THIS DRAWING & PHOTOS SHOW THE AS EXISTING CONDITION OF THE BUILDING FROM 2019

SMITH AND ROPER
ARCHITECTS AND SURVEYORS
Established 1959
Buxton Road, Bakewell, Derbyshire, DE45 1BZ
TEL: 01629 812722 FAX: 01629 814390
www.smithandroper.com

Project Title:

WHITEHOUSE FARM
IRETON WOOD

Drawing Title:

FARMHOUSE ELEVATIONS AS EXISTING

Drawn/Check: **GRLS-SG-TCS**	
First Issue: **MARCH 2019**	RIBA Stage: **2**
Current Issue: **MARCH 2019**	Scale: **1:100 at A1**
Drawing Number: **1160-005**	Revision: *****