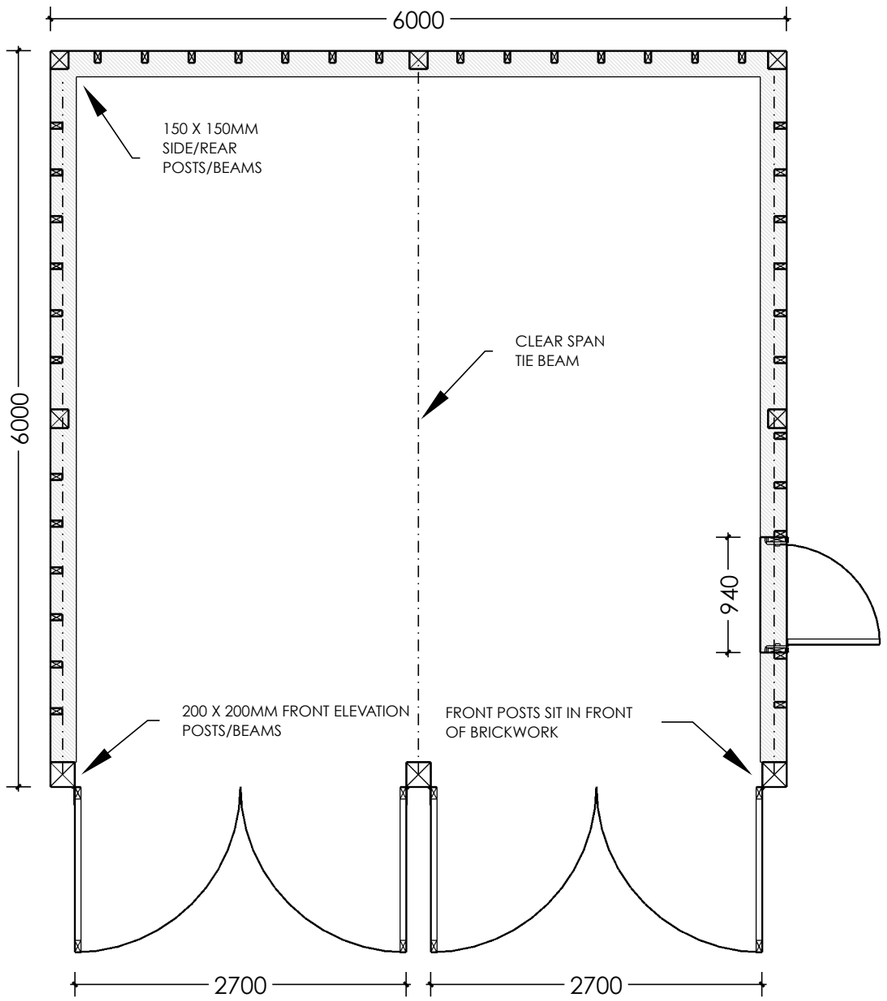

PLAN

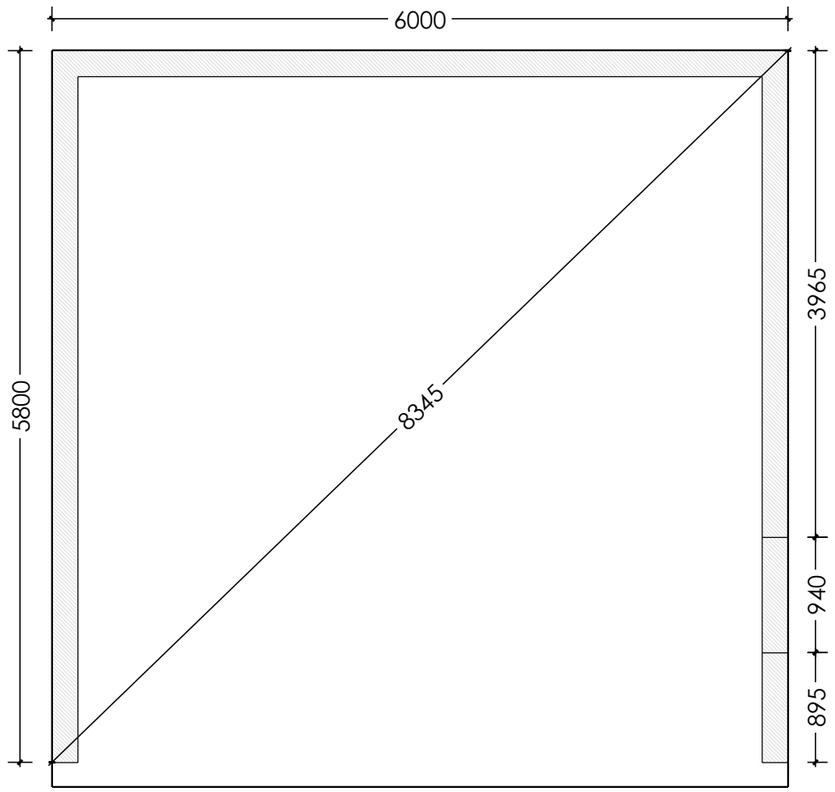

BRICK PLAN

1 2 3 4 5m

SCALE BAR 1:50

FOX FRAMING
07716 825217
oscar@foxframing.co.uk

PLEASE NOTE:

FOX FRAMING LTD WORKS SPECIFICALLY EXCLUDE ALL GROUND WORKS, ROOFING WORKS INCLUDING FELT, BATTENING, TILT FILLET, COVERINGS & FLASHINGS, STAINING OR FINISHING OF ANY TIMBER MATERIALS, FASCIA & SOFFIT BOARDS, INSULATION, DAMP MEMBRANES, FIREPROOFING, M&E SERVICES, SERVICE CONNECTIONS, INTERNAL & EXTERNAL FINISHING, SOAK AWAYS, RAINWATER GOODS AND ANY OTHER WORKS WHATSOEVER APART FROM THE OAK FRAME DESIGN AND ASSOCIATED FRAMING SOFTWOOD, ENGINEERING ASSESSMENT, MANUFACTURE & DELIVERY TO SITE AS IF QUOTED

FOUNDATION SPEC

TO BE CONFIRMED BY GROUND WORKS CONTRACTOR OR STRUCTURAL ENGINEER

BRICKWORK SPEC:

300MM HIGH (4 COURSES)

TWIN SKIN 225MM WIDE

PLEASE NOTE: BRICKWORK NEEDS TO SIT ON TOP OF THE FINISHED CONCRETE SLAB

FRAME INFORMATION:

TWO BAY FULL HEIGHT FRAME

200 X 200MM FRONT ELEVATION POSTS/BEAMS

150 x 150MM SIDE/REAR POSTS/BEAMS

CLEARANCE UNDER THE MAIN BEAM TO BE 2.2M

25 DEGREE GABLE ENDED ROOF - 4M MAX TO RIDGE

ROOF RAFTERS & STUDWORK TO BE POSITIONED @ 400MM CENTRES

WEATHERBOARD TO BE FIXED WITH A 35MM OVERLAP

PLEASE SEE ***WWW.FOXFRAMING.CO.UK*** FOR FULL TERMS, CONDITIONS & SPECIFICATIONS RELATING TO FRAME MANUFACTURE & ASSOCIATED GROUND WORKS

PLEASE AGREE ANY CHANGES TO THE SPECIFICATIONS OF THE FRAME AND/OR BRICKWORK SHOWN IN THIS DRAWING TO FOX FRAMING ***BEFORE*** MANUFACTURE

DO NOT SCALE FROM THIS DRAWING EXCEPT FOR PLANNING PURPOSES

NOT FOR CONSTRUCTION

© FOX FRAMING DIMENSIONS IN MILLIMETRES PRINT AT A3

Rev No:	Revision:	Date:

LOCATION:

CLIENT: S TEALE

REV:

SCALE: 1:50 @ A3

DRAWING No: ST/001

DATE: 08.01.25

DRAWING TYPE: PLANNING

DRAWING NAME: TWO BAY FULL HEIGHT FRAME; PLAN & SPECIFICATIONS

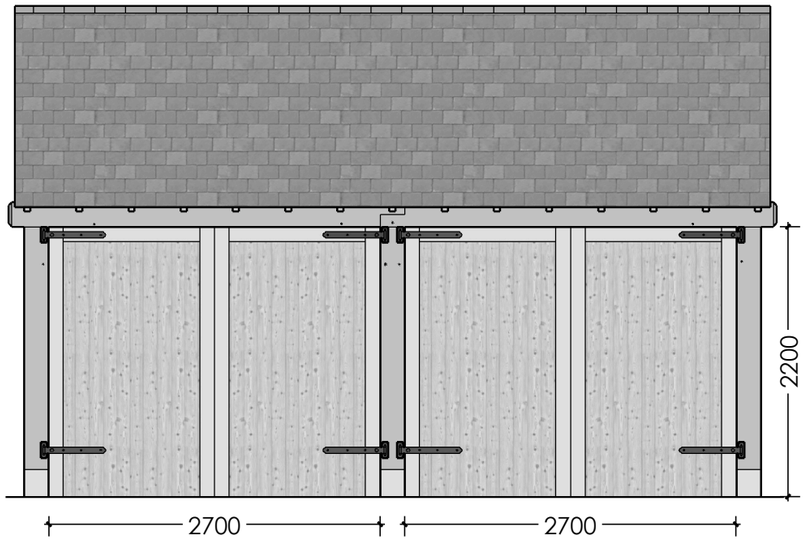

FRONT ELEVATION



LEFT ELEVATION



REAR ELEVATION



RIGHT ELEVATION

1 2 3 4 5m

SCALE BAR 1:50

FOX FRAMING
07716 825217
oscar@foxframing.co.uk

PLEASE NOTE:

FOX FRAMING LTD WORKS SPECIFICALLY EXCLUDE ALL GROUND WORKS, ROOFING WORKS INCLUDING FELT, BATTENING, TILT FILLET, COVERINGS & FLASHINGS, STAINING OR FINISHING OF ANY TIMBER MATERIALS, FASCIA & SOFFIT BOARDS, INSULATION, DAMP MEMBRANES, FIREPROOFING, M&E SERVICES, SERVICE CONNECTIONS, INTERNAL & EXTERNAL FINISHING, SOAK AWAYS, RAINWATER GOODS AND ANY OTHER WORKS WHATSOEVER APART FROM THE OAK FRAME DESIGN AND ASSOCIATED FRAMING SOFTWOOD, ENGINEERING ASSESSMENT, MANUFACTURE & DELIVERY TO SITE AS IF QUOTED

FOUNDATION SPEC

TO BE CONFIRMED BY GROUND WORKS CONTRACTOR OR STRUCTURAL ENGINEER

BRICKWORK SPEC:

300MM HIGH (4 COURSES)

TWIN SKIN 225MM WIDE

PLEASE NOTE: BRICKWORK NEEDS TO SIT ON TOP OF THE FINISHED CONCRETE SLAB

FRAME INFORMATION:

TWO BAY FULL HEIGHT FRAME

200 X 200MM FRONT ELEVATION POSTS/BEAMS

150 x 150MM SIDE/REAR POSTS/BEAMS

CLEARANCE UNDER THE MAIN BEAM TO BE 2.2M

25 DEGREE GABLE ENDED ROOF - 4M MAX TO RIDGE

ROOF RAFTERS & STUDWORK TO BE POSITIONED @ 400MM CENTRES

WEATHERBOARD TO BE FIXED WITH A 35MM OVERLAP

PLEASE SEE ***WWW.FOXFRAMING.CO.UK*** FOR FULL TERMS, CONDITIONS & SPECIFICATIONS RELATING TO FRAME MANUFACTURE & ASSOCIATED GROUND WORKS

PLEASE AGREE ANY CHANGES TO THE SPECIFICATIONS OF THE FRAME AND/OR BRICKWORK SHOWN IN THIS DRAWING TO FOX FRAMING ***BEFORE*** MANUFACTURE

DO NOT SCALE FROM THIS DRAWING EXCEPT FOR PLANNING PURPOSES

NOT FOR CONSTRUCTION

© FOX FRAMING DIMENSIONS IN MILLIMETRES PRINT AT A3

Rev No:	Revision:	Date:

LOCATION:

CLIENT: S TEALE

REV:

SCALE: 1:50 @ A3

DRAWING No: ST/002

DATE: 08.01.25

DRAWING TYPE: PLANNING

DRAWING NAME: TWO BAY FULL HEIGHT FRAME; ELEVATIONS