This drawing is copyright and shall not be reproduced nor used for any other purpose without the written permission of the Architects. This drawing must be read in conjunction with all other related drawings and documentation. It is the contractors responsibility to ensure full compliance with the Building Regulations. Do not scale from this drawing, use figured dimensions only. It is the contractors responsibility to check and verify all dimensions on site. Any discrepancies to be reported immediately.
IF IN DOUBT ASK.
Materials not in conformity with relevant British or European Standards/Codes of practice or materials known to be deleterious to health & safety must not be used or specified on this project.

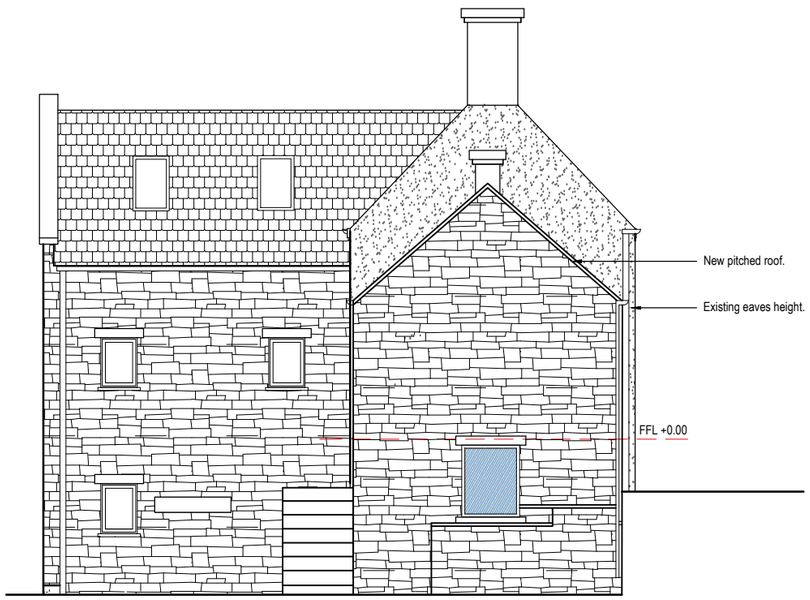

Proposed Side (West) Elevation

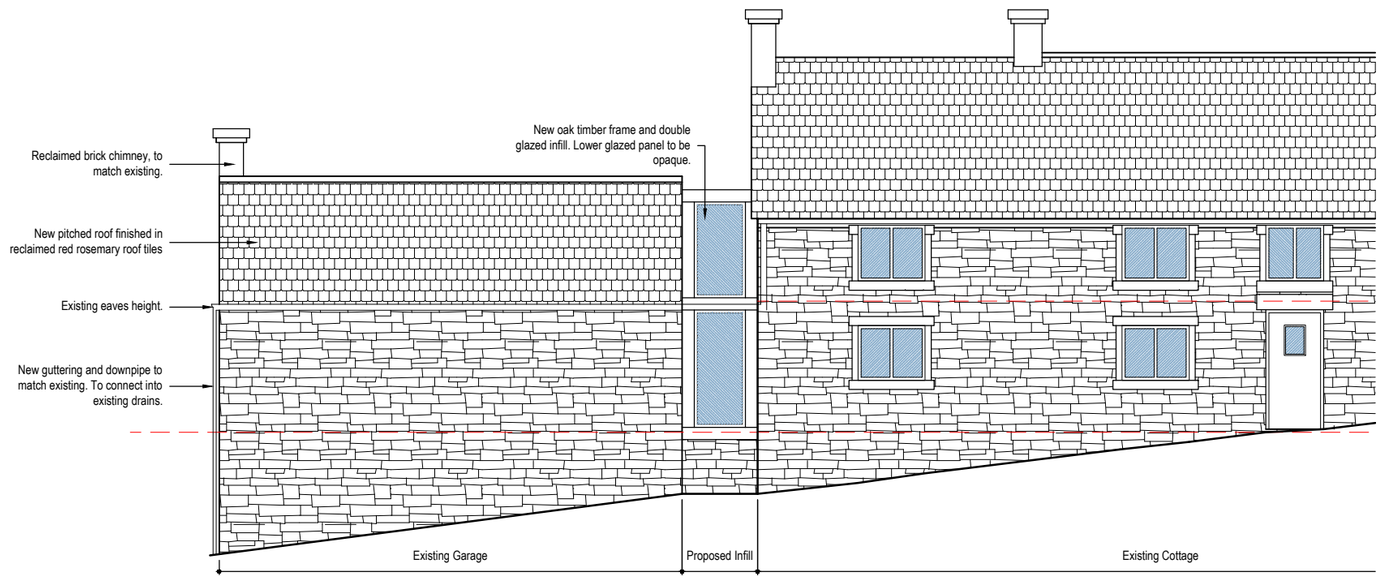

Proposd Front (South) Elevation

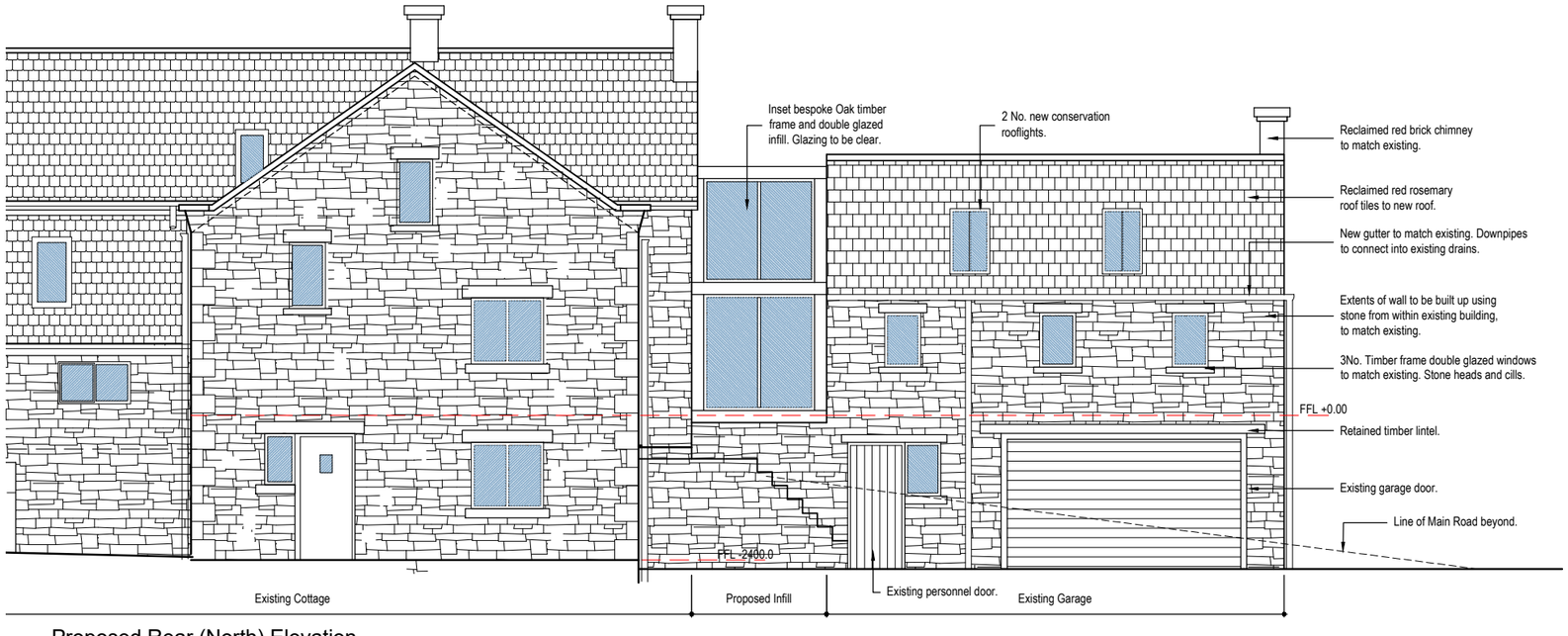

Proposed Rear (North) Elevation

0 1 2 5 10m

1:100

No.	Date	Description	Drwn/Chkd By
A	09.03.26	Design reviewed and amended in line with comments	ZN/MN

CLIENT

Mr and Mrs Nutt

PROJECT

Beech Cottage

TITLE

Proposed Elevations

DRAWING STATUS

PLANNING

DRAWN	ZN	CHECKED	MN
SCALE	1:100@A3		
DATE	31/01/26		

JOB NO.	DRAWING NO.	REV
01-2015	PL-06	-