NOTES AND AMENDMENTS

This drawing is copyright ©. Figured dimensions are to be followed in preference to scaled dimensions and particulars are to be taken from the actual work where possible. Any discrepancy must be reported to the architect immediately and before proceeding.

REVISIONS

Rev	Description	Drawn	Date

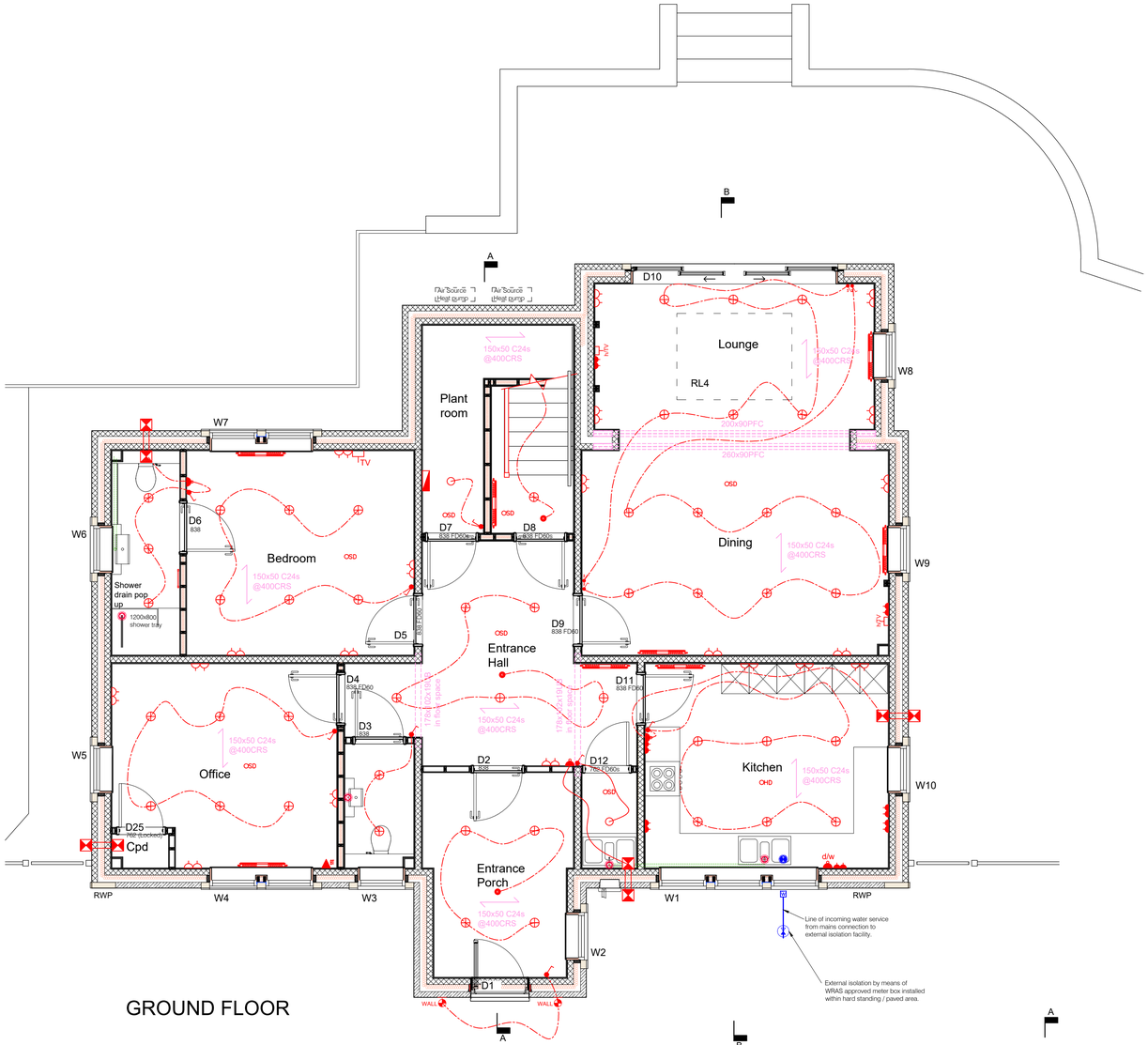

GROUND FLOOR

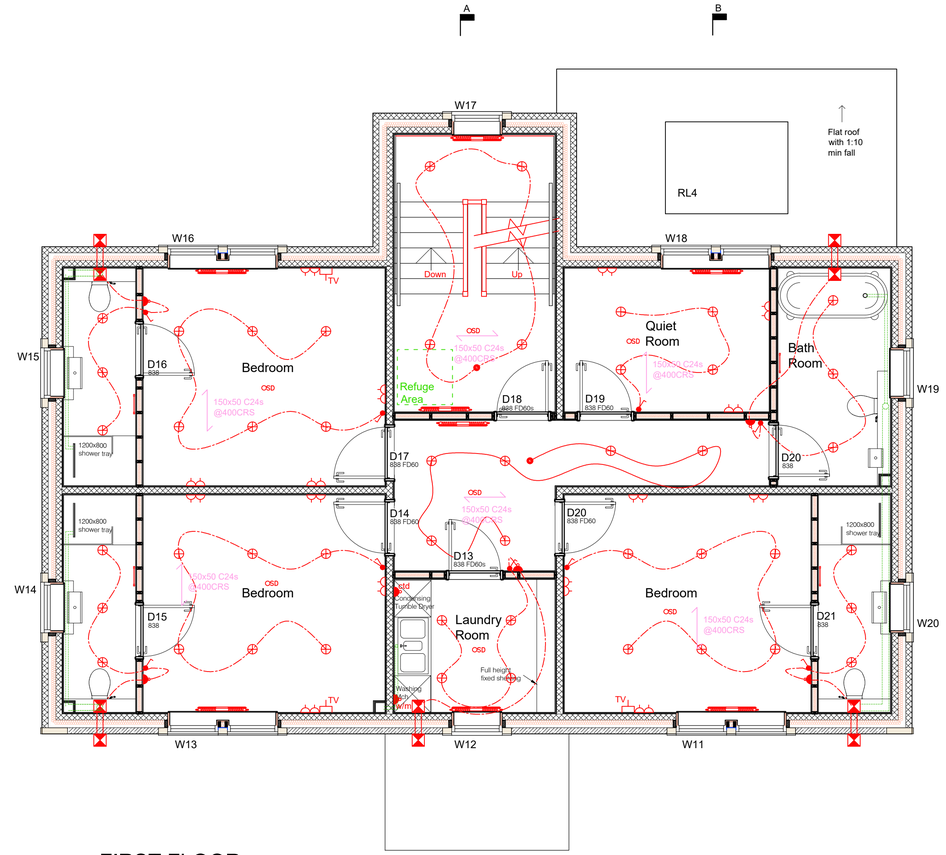

FIRST FLOOR

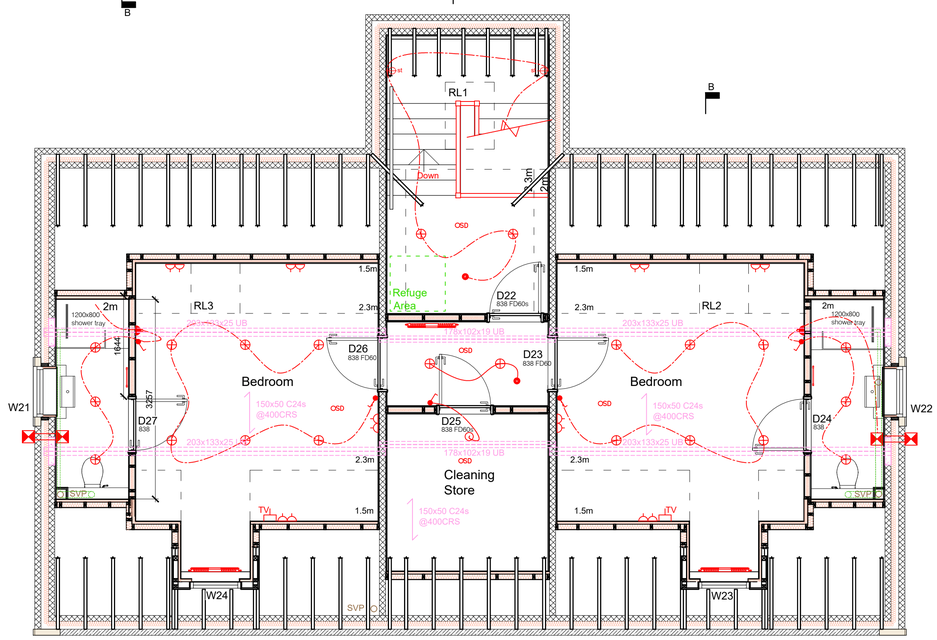

SECOND FLOOR

KEY

- FIRE RATED LED RECESSED SPOT LIGHT WITH INSULATION GUARD
- PENDANT CEILING LIGHT FITTING
- CEILING MOUNTED SENSOR SWITCH
- SMOKE DETECTOR.
- HEAT DETECTOR.
- CEILING MOUNTED EXTRACT FAN CONNECTED TO SLATE VENT IN ROOF WITH INSULATED DUCTWORK IN LOFT SPACES
- WALL MOUNTED EXTRACT FAN.
- HEATED TOWEL RAIL
- TV AERIAL AT LOW LEVEL SWITCHED AT LOW LEVEL
- TV AERIAL AT HIGH LEVEL SWITCHED AT LOW LEVEL
- FUSED SPUR OUTLET.
- DOUBLE SOCKET OUTLET AT HIGH LEVEL
- DOUBLE SOCKET OUTLET AT LOW LEVEL
- SINGLE LIGHT SWITCH
- 2 WAY LIGHT SWITCH
- 3 WAY LIGHT SWITCH
- ELECTRICAL DISTRIBUTION BOARD
- 45 AMP COOKER SPUR/10MM CABLE.
- STANDARD RADIATOR (SIZED BY CONTRACTOR)
- FIBRE / DATA ENTRY POINT
- EXTERNAL TAP - INSULATED
- WALL MOUNTED MK MASTERSEAL PLUS™ IP66 SINGLE SOCKET ALL EXTERNAL ELECTRICAL SOCKETS TO BE MK MASTERSEAL PLUS™ IP66 RATED.
- EXTERNAL ANGLE POISE SECURITY LIGHT LED WITH PIR
- MIRROR LIGHT WITH SHAVING SOCKET.
- WALL LIGHT
- WATER: INTERNAL METER ASSEMBLY
- WATER: EXTERNAL STOP TAP ASSEMBLY
- STAIR WALL LIGHT
- PELMET LIGHT
- FIRE ANGEL CO-9D DIGITAL CARBON MONOXIDE DETECTOR & ALARM - 7 YEAR AND SEALED BATTERY
- SECURITY ALARM PANEL
- SECURITY ALARM ENTRY SYSTEM
- L = LANTERN* H/L = HALF LANTERN* PIR AT ENTRANCE DOORS
- ELECTRIC METER BOX & SUB MAIN ISOLATION SWITCH 63A

ASHWOOD DESIGN ASSOCIATES LTD
Solway House Business Centre, Parkhouse Road, Carlisle CA6 4BY
t 01228 510616
e admin@ashwooddesign.co.uk
w www.ashwooddesign.co.uk

Purpose: Planning

Client: Mike Brett

Project: The Jovial Dutchman, Crich

Title: M&E Layouts

Scale:	Sheet Size:	Drawn:	Date:
1/50	A1	db	09/21

Project No:	Drawing No:	Revision:
1969	026	-