Existing Elevations - scale 1:100

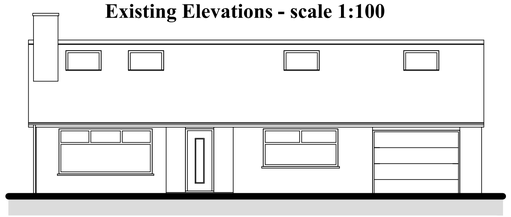

Existing Front Elevation



Existing Side Elevation

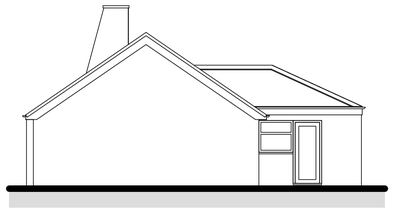

Existing Side Elevation



Existing Rear Elevation

Proposed Elevations - scale 1:50

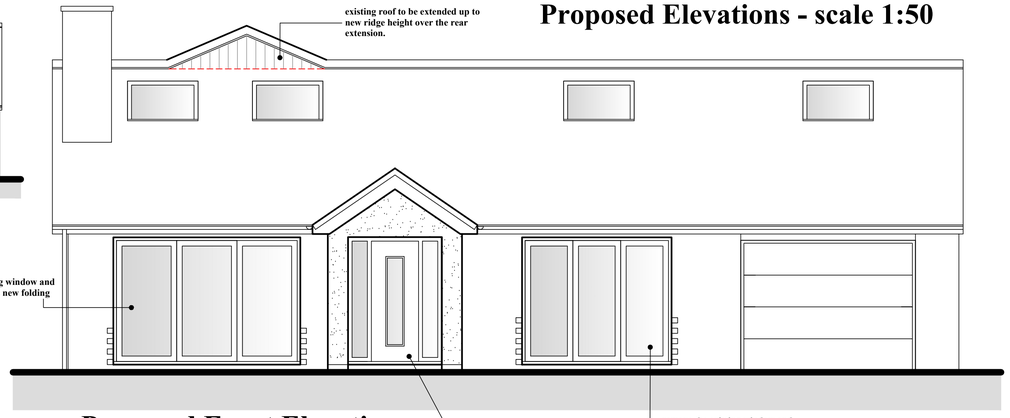

Proposed Front Elevation

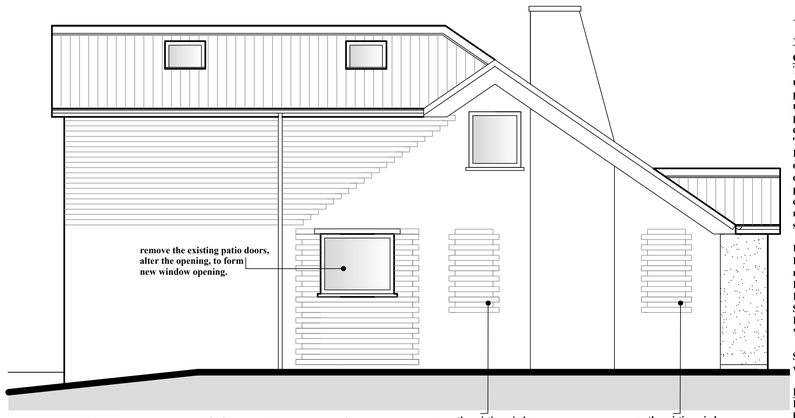

Proposed Side Elevation

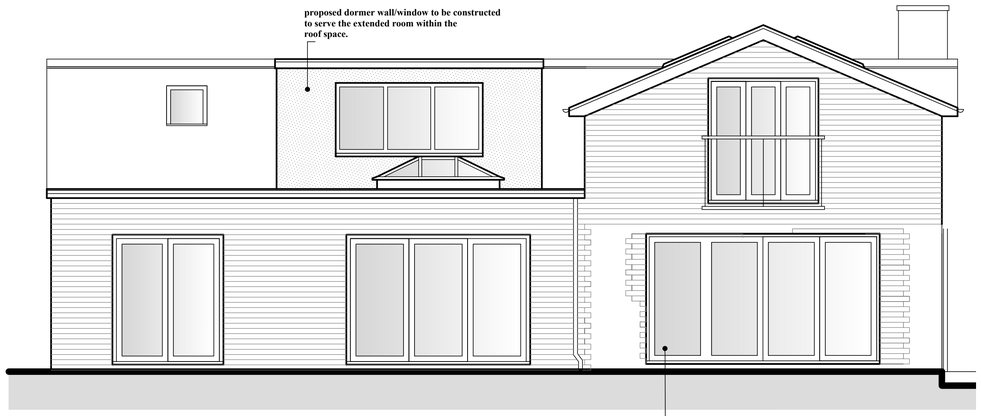

Proposed Rear Elevation

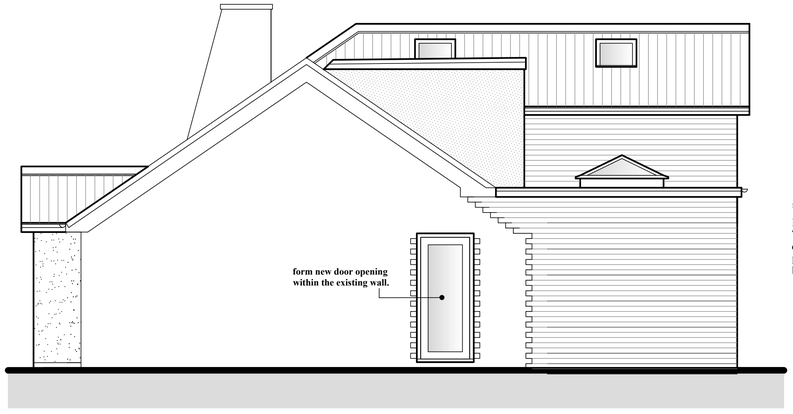

Proposed Side Elevation

Notes -

CDM Regulations 2015

These drawings have been prepared on the understanding that works will not commence on site prior to the granting of Planning Permission (if required) and Building Regulations Approval. At this point, the designers' work is complete, hence the designer of this drawing will not be acting as the 'Principal Designer' in terms of Health and Safety and Building Regulations. There are no foreseable risks other than those typically associated with construction of this nature such as - overhead power lines, buried private or public services, deep excavations, contaminants in the ground, lifting heavy materials/steelwork, working at height safely with scaffolding. etc

Under the new regulations, both the Client and the Building Contractor will have Health and Safety responsibilities and will need to prepare a Construction Phase Plan for the scheme. The Construction Phase Plan should include Risk Assessments and Method Statements for elements of the works such as Excavations, Buried Services, Risk of Electrocution, Working at Height, Lifting and Handling etc.

Should you require guidance, please visit the HSE website.

Building Regulations From 01-10-2023

Prior to the Building Regulations Final Certificate being issued, the Client, and Principal Contractor will be expected to provide a statement to the Building Control Body confirming that the work they have undertaken complies with the requirements of the Building Regulations.

The designer of these plans has produced them from the clients instructions/design and will not be taking on the role of the Principal Designer.

Note:
The client & builder must allow for all unforseen works that can't be assessed at survey stage for the preparation of the drawings, due to un-accessible areas of the structural elements of the existing building. Should structural elements need to be assessed once exposed, then a Structural Engineer must be consulted.

Note:
Drawing must be read, strictly in accordance with the structural engineers details where applicable.

Note:
The builder is to carry out full inspection of existing drainage to ascertain works required to connect proposed drainage. All to be to the approval of the building inspector.

Legend -

Indicates the previous planning approved alteration and extension works to the property as shown on the proposed floor plans.

Indicates the current planning application proposals for the rear extension and extension to loft space as shown on the proposed floor plans.

Existing Floor Plans - scale 1:100

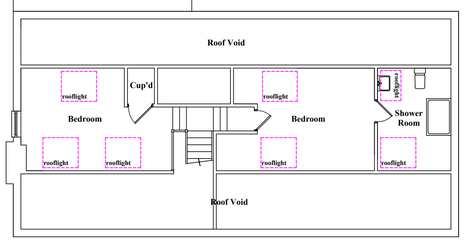

Existing First Floor Plan

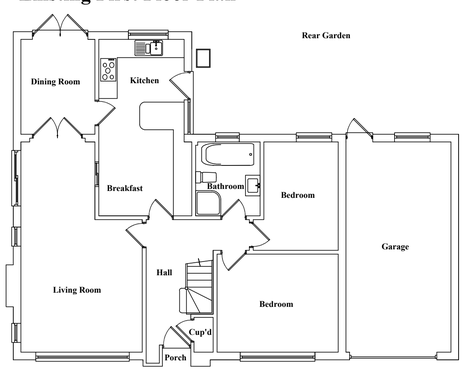

Existing First Floor Plan

Proposed Ground Floor Plan

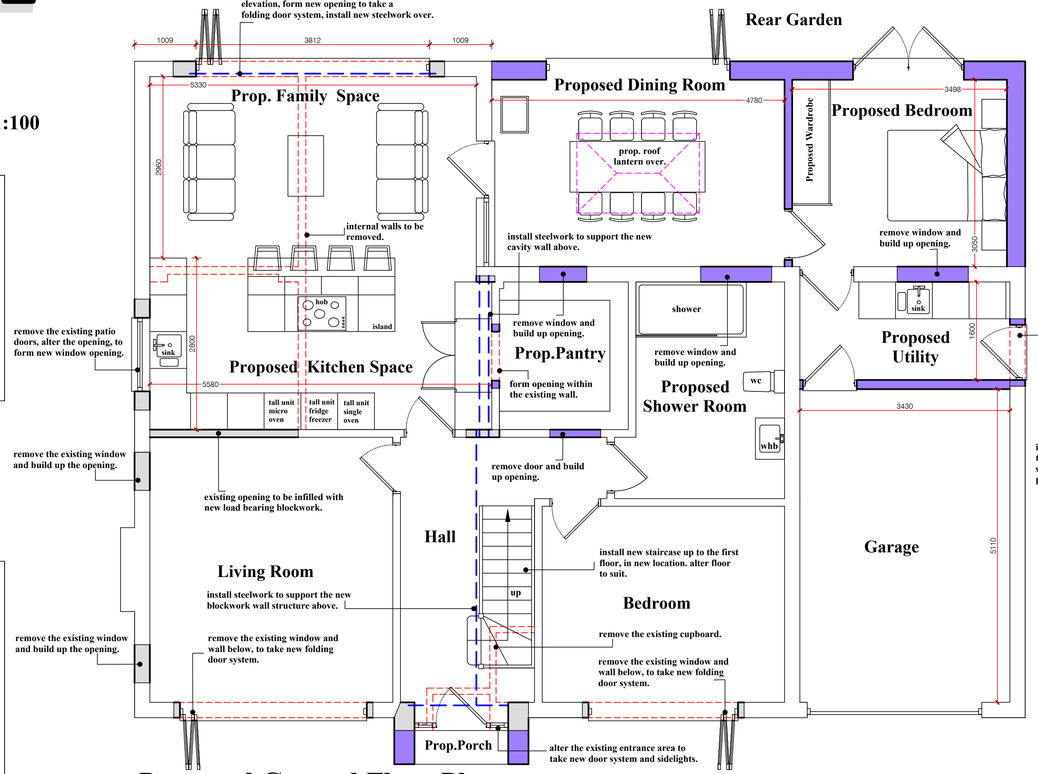

Proposed First Floor Plan

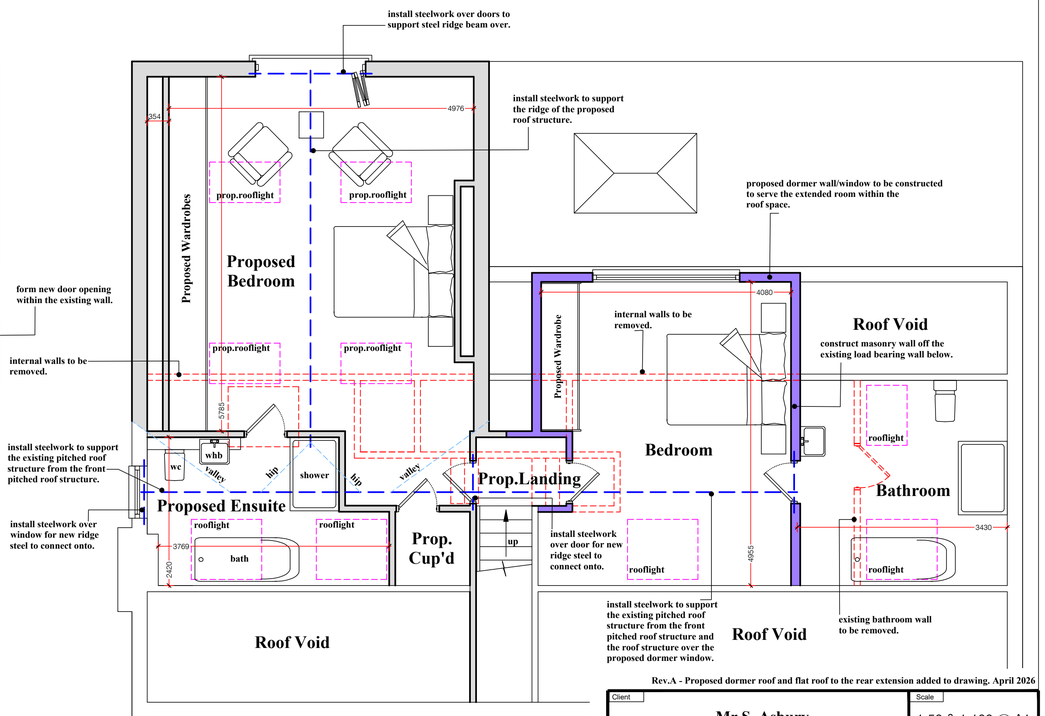

Proposed Floor Plans - scale 1:50

Rev.A - Proposed dormer roof and flat roof to the rear extension added to drawing. April 2026

Client: Mr S. Asbury	Scale: 1:50 & 1:100 @ A1
Job Add.: 11 Woodside, Morley, Ilkeston.DE7 6DG	Date: July 2024 / Rev: A
Dwg Title: Proposed Extension Drawing	Dwg No: 2024-07-20-01