

E7 03-10 Elevation E7
(SCALE 1:100)

LEGEND

- Proposed New Cladding & Window works (Phase 1)
- Proposed New Cladding & Window works (Phase 2)
- Area of Works
- Site Ownership

LEGEND

- Proposed New Weatherboard fibre cement Cladding.
- Proposed New Upvc Double Glazed window units
- Proposed New Upvc Insulated Spandrel Panels
- Fire Cavity Barriers Vertical/Horizontal at every Floor levels + 20m Complementation

The contractor is responsible to ensure that no products are to be utilised that do not comply with relevant British and/or European Standards and/or Codes of Practice, COSHH Regulations, Construction Regulations, or which are known or suspected at the time of product selection and/or construction to be deleterious to health and safety or to durability of the work or not in accordance with good building practices.

The contractor is responsible for checking dimensions, tolerances, levels and references. This drawing is to be read in conjunction with all relevant consultants or specialists drawings. Any discrepency is to be notified to Surveyors to Education Ltd and rectified before proceeding with the works on site or shop drawings.

Where an item is covered by drawings to different scales, the larger scale drawing is to be worked to.

Figured dimensions to be worked to in all cases.

This drawing and the copyrights and patents therein are the property of Surveyors to Education and may not be used or reproduced without consent or attribution.

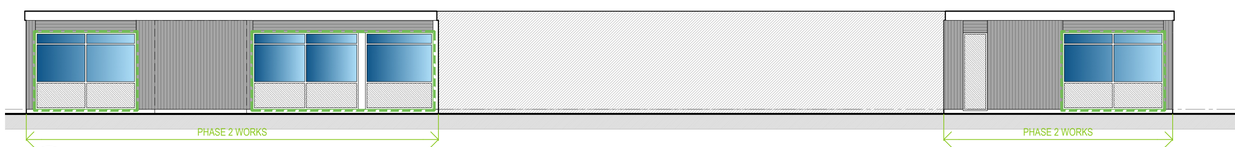

E6a 03-10 Elevation E6a
(SCALE 1:100)

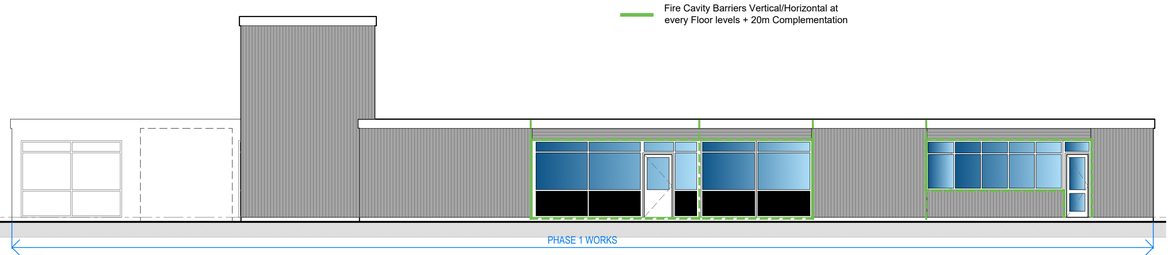

E6 03-10 Elevation E6
(SCALE 1:100)

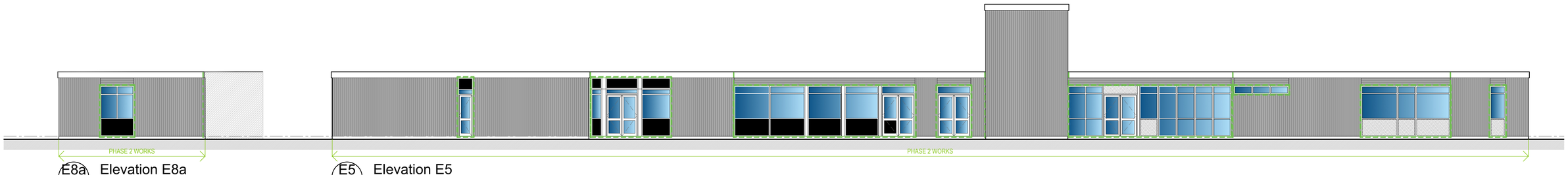

E8a 03-10 Elevation E8a
(SCALE 1:100)

E5 03-10 Elevation E5
(SCALE 1:100)

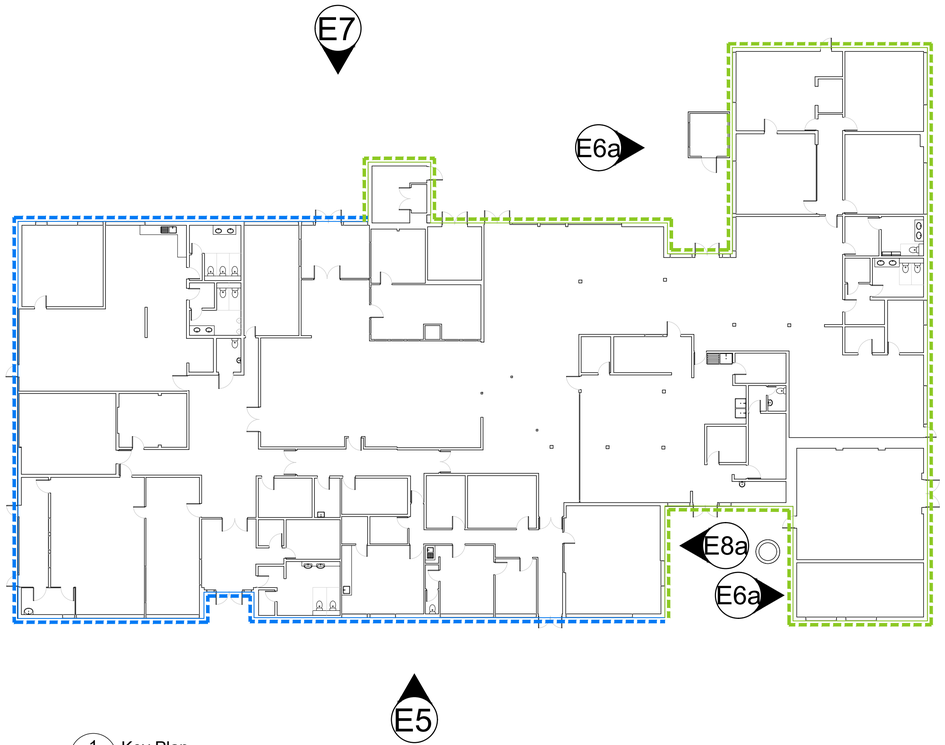

1 03-10 Key Plan
(SCALE 1:200)

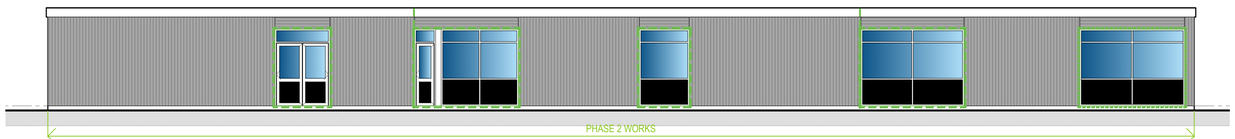

E8 03-10 Elevation E8
(SCALE 1:100)

E8

RAINSCREEN CLADDING SPECIFICATION
(Target 'U' value: 0.30W/m²K or better)

Ventilated Rainscreen Cladding System:

Horizontal Cedral Click fibre cement cladding.
Backed by 15mm Promat Supalux fibre cement

board.
Installed over 9mm OSB sheathing.
Layered with a breather membrane.
Incorporating 25mm PIR insulation.
Additional 50mm PIR insulation fitted flush between existing studs, aligning with their outer face.
Retained existing steel frame with foil-backed plasterboard internal finish.

Installation Notes:
All components to be fitted per manufacturer's specifications.
Alternatives must be approved by the Principal Designer/Architect before procurement or installation

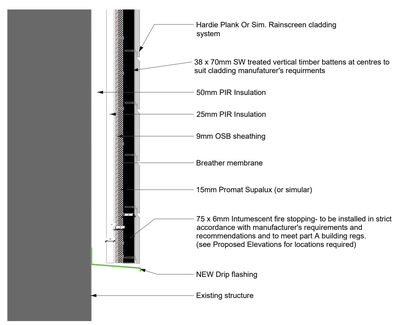

D1 03-10 Typical Section Detail
(SCALE 1:10)

NEW REPLACEMENT WINDOWS TO BE uPVC WHITE COMPOSITE DOUBLE GLAZED UNITS. Min U-Value 1.4W/m²K.

NEW REPLACEMENT ALUMINUM FRAMED EXTERNAL COMPOSITE DOORS SINGLE/DOUBLE DOORS. ALLOW FOR DOOR CLOSER, PROTECTION BARRIERS.

ALL RWG'S, FASCIAS AND SOFFITS ARE TO BE RETAIN AS EXISTING.

REMOVE EXISTING CLADDING AND DISPOSE OF.

INSTALL NEW COMPOSITE CLADDING SYSTEM (ANTHRACITE GREY).
INSTALL FIRE BARRIERS AT RECOMMENDED CENTERS IN ACCORDANCE WITH BUILDING REGULATIONS & FIRE OFFICERS RECOMMENDATIONS.

C	Issued for Planning.	MatE	JM	06/05/26
B	Issued for Planning.	MatE	JM	23/04/26
A	Issued for Planning.	MatE	JM	16/04/26
SK1:	Issued for comment.	MatE	MH	25/03/26

Rev.	Description	D	C	Date

S2e Surveyors to Education
Your partner for education estates and energy strategy

CLIENT:
East Midlands Education Trust (EMET)

PROJECT ADDRESS:
The Ripley Academy
Peasehill
Ripley
Derbyshire, DE5 3JQ

PROJECT:
Proposed Cladding & Window Replacement Works on Block F (Phase 1 & 2)

TITLE:
Proposed Elevations

DRAWN:	CHECKED:	ISSUE:	DATE:
MatE	MH	PLANNING	25/03/2026

JOB NO:	DRG NO:	FUN:	SPA:	DOC:	DISP:	CLASS:	DRG NO:	SCALE @ A1:	REVISION:
250511	S2e	XX	00	D	A	03	10	1:100	C