m 10 0 10 20 30 40 50 m

SCALE 1:1250 1cm=1.25m

m 5 0 5 10 15 20 25 m

SCALE 1:500 2mm=3' 1cm=5m

Dimensions to be verified on site.
Figured dimensions to take preference to those scaled.
Any areas indicated on this drawing are for guidance only.
No responsibility is taken for their accuracy.

This drawing is the property of D.J.S. ARCHITECTURAL SERVICES Ltd. Copyright is reserved by them and the drawing is issued on the condition that it is not copied, reproduced, retained or disclosed to any unauthorised person, either wholly or in part without the consent in writing of: D.J.S. ARCHITECTURAL SERVICES Ltd

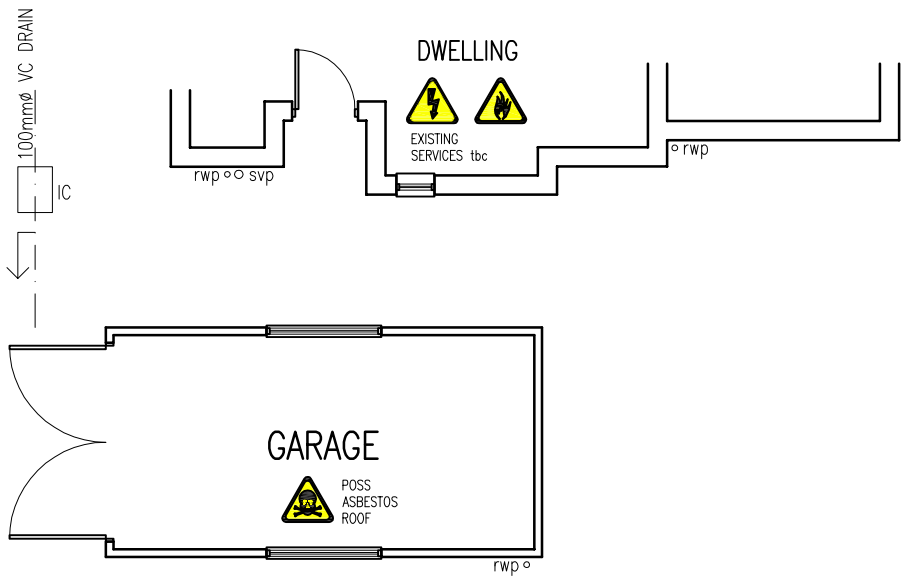

GROUND FLOOR PLAN (GIA 15.5m²)

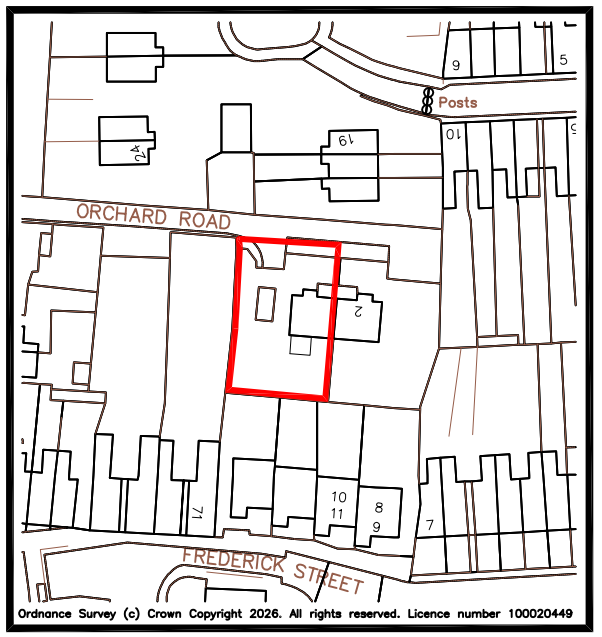

LOCATION PLAN
SCALE 1:1250

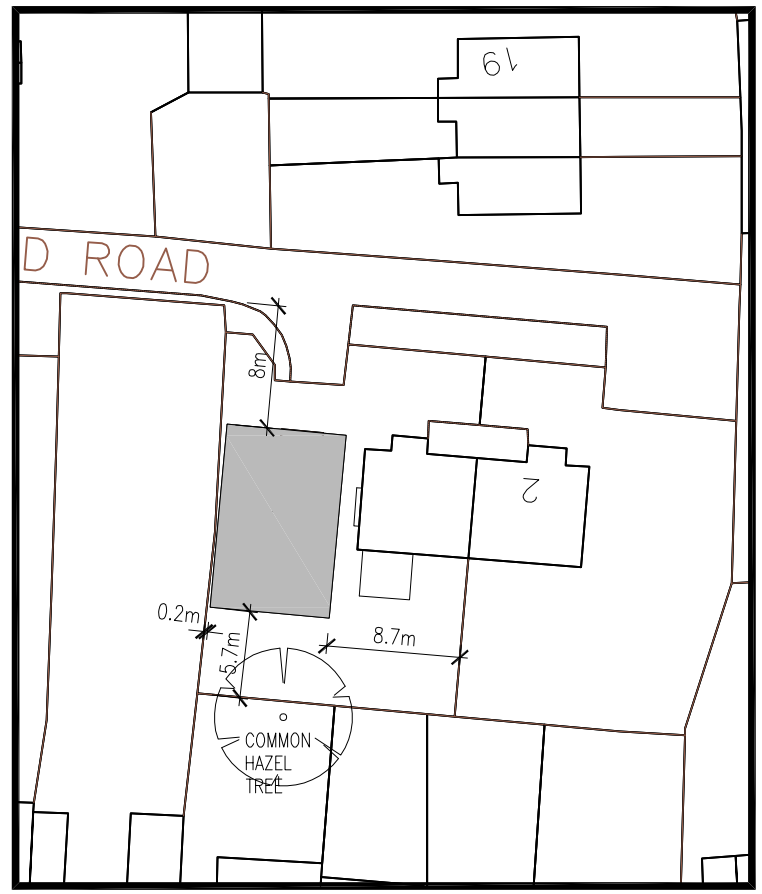

BLOCK PLAN
SCALE 1:500



ROOF PLAN

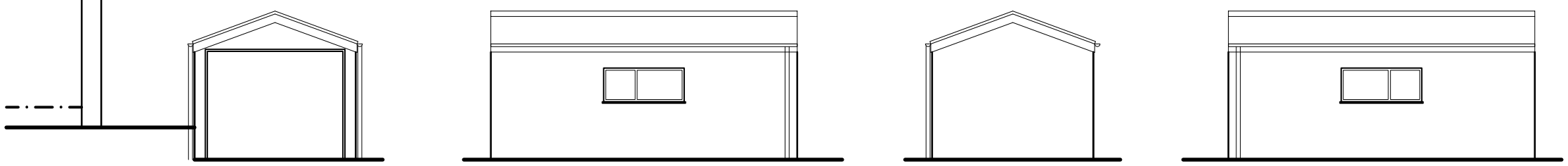

FRONT ELEVATION SIDE ELEVATION REAR ELEVATION SIDE ELEVATION

mm 1000 0 1000 2000 3000 4000 5000 mm

SCALE 1:100 3mm=1' 1cm=1m

Rev	Description	By	Date

DJS ARCHITECTURAL SERVICES LTD
www.djsarchitectural.co.uk
CIAT CHARTERED PRACTICE
T 01159 178528
M 07917 606814
E info@djsarchitectural.co.uk
A 2 Grange Drive, Long Eaton, Nottingham, NG10 2DQ

Project
PROPOSED NEW GARAGE

Drawing Title
EXISTING PLANS AND ELEVATIONS

Drawing No.	Revision
001 AK	–
Scale: 1:100, 1:1250	Date: 18/06/26
Computer File No.: 26-06 AK	Project No.: 26-06 AK
Drawn By: DJS	Checked By
Coordinated By	Approved By

Address
1 Orchard Road
Riddings
Derbys

A3