

Existing Southwest Elevation

1 : 250

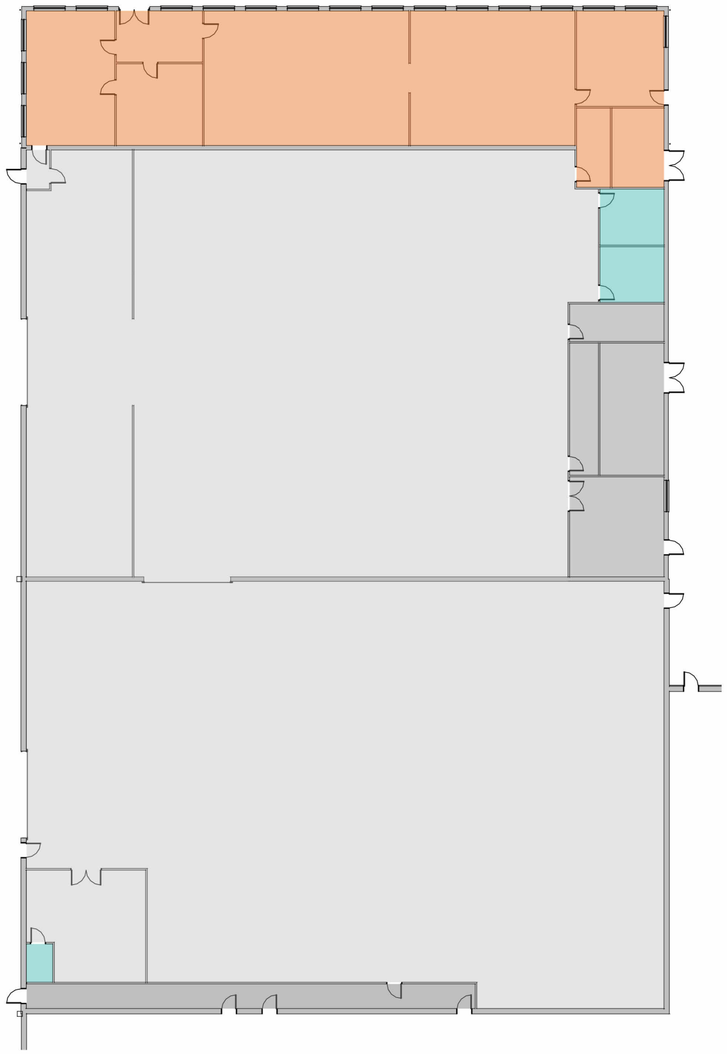

Key Existing

1 Brick Office Block
2 Signage
3 Brick/Metal Cladding Industrial Units
4 Roller Shutter
5 Personnel Door
6 Above Door Lighting
7 Neighbouring Industrial Unit

- Office
- WCs
- Service Area
- Workshop

Existing Ground Floor Plan

1 : 250

Scale 1:250

0 2.5 25 m

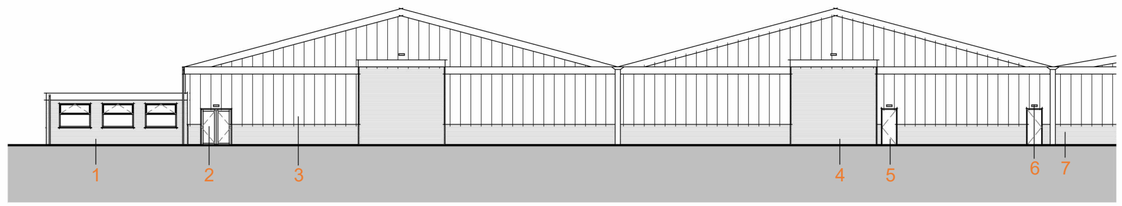

Proposed Southwest Elevation

1 : 250

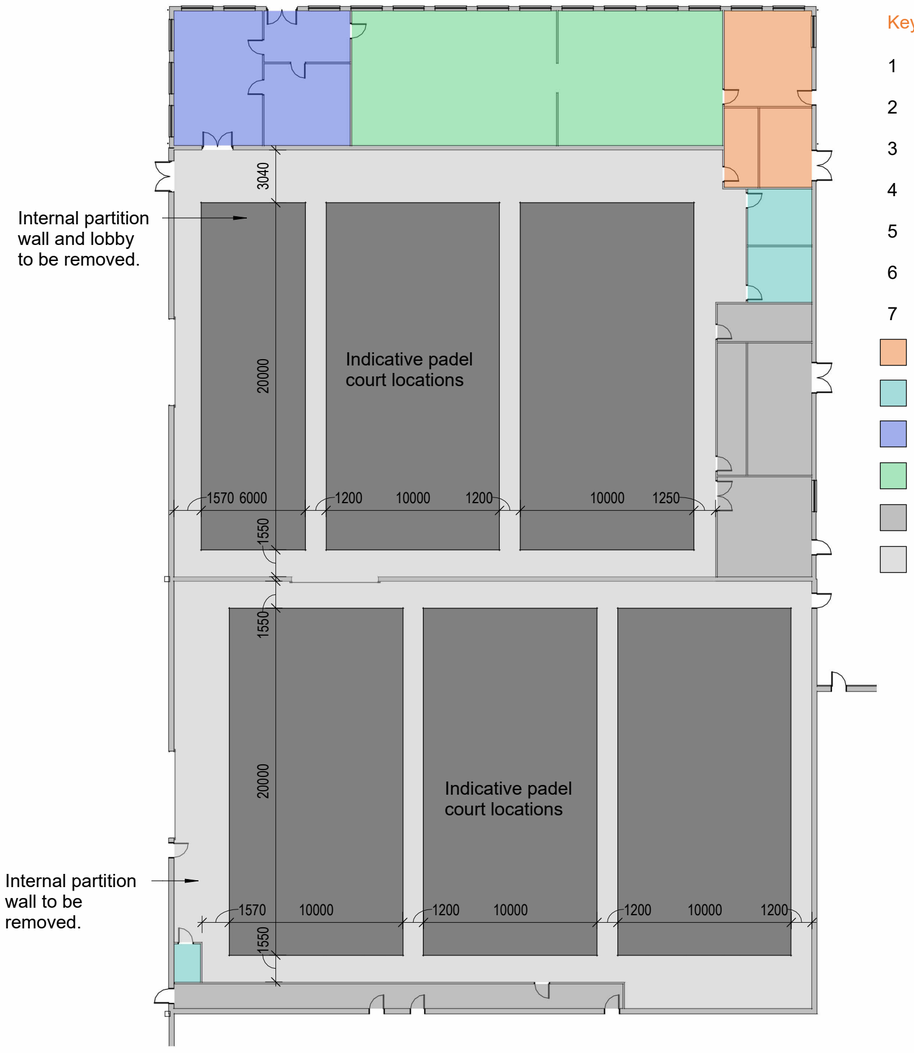

Key Proposed

1 Brick Amenity Block
2 Glazed Entrance Door
3 Repainted Metal Cladding - RAL 7016
4 Roller Shutter
5 Personnel Door
6 Above Door Lighting
7 Neighbouring Industrial Unit

- Staff Area
- WCs - As Existing
- Reception/Lockers
- Future Refurbishment
- Service Area - As Existing
- Padel Courts

Proposed Ground Floor Plan

1 : 250

Rev:	Date:	Description:	Drn:	Chk:
P04	30.06.26	Signage omitted	KP	KP
P03	13.05.26	Issued for Planning	KP	KP
P02	25.05.26	Issued for Approval	KP	KP
P01	13.05.26	Issued for Coordination	KP	KP

This document is © Catalyst Studio and is issued on the condition that it is not copied, reproduced, retained or disclosed to any unauthorised person, either wholly or in part without consent in writing from Catalyst Studio. If in doubt contact Catalyst Studio. All dimensions to be verified on site, do not scale from the drawing. Immediately report any discrepancies on this document. This document shall be read in conjunction with associated models, specifications and related consultants' documents.

Client: Padel etc.

Project Name: Heage Road Padel Tennis Courts

Site Address: Units B & C Heage Road, DE5 3GH

Project No: 0007

Drawing Title: Existing and Proposed GA Plans and Elevations

Project - Originator - Functional - Spatial - Form - Discipline - Number: 0007-CAT-PL-XX-D-A-00003

Status Code: D5 : Planning

Revision: P04

Sheet Size: A2

Scale: As indicated

CatalystStudio
Nottingham | inbox.catalyststudio@gmail.com